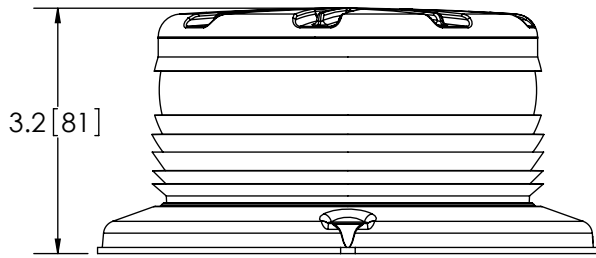
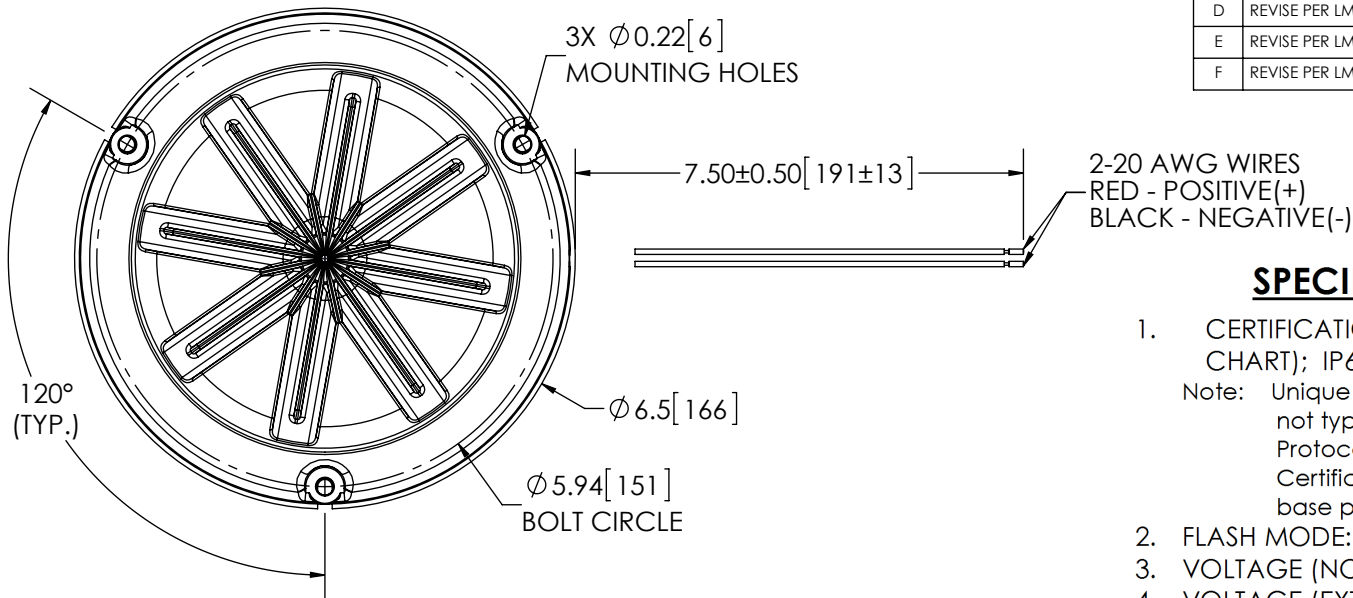


REVISION HISTORY		
REV.	DESCRIPTION	DATE
D	REVISE PER LM14250	2014-11-25
E	REVISE PER LM14250	2014-12-09
F	REVISE PER LM14250	2015-05-11



### SPECIFICATIONS

- CERTIFICATIONS: **CE**; ECE R10; SAE J845 (DEC 2007) (SEE CHART); IP67D  
 Note: Unique components, accessories, and hardware kits are not typically included in the Product Certification Test Protocols. Unless otherwise Specified, the Product Certifications referred to herein are predicated upon the base product model configuration.
- FLASH MODE: PULSE8 : 80 ± 5 FLASHES PER MINUTE
- VOLTAGE (NOMINAL): 12 to 36 VDC
- VOLTAGE (EXTREME): 9 to 48 VDC
- CURRENT (PEAK): 3.62A (@ 12 VDC NOMINAL)
- POWER (MAXIMUM): 46.3W (@ 12 VDC NOMINAL)
- TEMPERATURE RANGE: -22°F (-30°C) TO 122°F (50°C)
- CONNECTION: 2-20 AWG WIRES
- MOUNTING: FLANGE MOUNT, PIPE MOUNT
- BASE MATERIAL: GLASS FILL POLYPROPYLENE
- LENS MATERIAL: POLYCARBONATE
- PRODUCT WEIGHT: 1.2 LBS (0.54 Kg)

FGS PRODUCT CHART				
FGS. NO.	COLOR	CURRENT (PEAK)	POWER (MAX)	SAE J845 DEC 2007
7460A	AMBER	3.6 A	46.3 W	CLASS I
7460B	BLUE	3.6 A	46.3 W	CLASS II
7460G	GREEN	3.8 A	48.4 W	N/A
7460R	RED	3.9 A	49.7 W	CLASS I

NOTES:  
 1. DIMENSIONS IN INCHES[MILLIMETERS (FOR REFERENCE)]

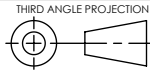
SCALE 1:2.5	APPROVALS	DATE
CAD GENERATED DRAWING DO NOT MANUALLY UPDATE. MODEL REFERENCED: C	DRAWN BY ABB	2015-05-08
	CHECKED MDH	2015-05-11
TOLERANCES ARE IN INCHES, AND MILLIMETERS TOLERANCES UNLESS OTHERWISE STATED ARE:	MECH. ENG. JLA	2015-05-08
	ELEC. ENG. TJT	2015-05-08
MILLIMETERS DECIMALS XX. ± 1.0mm XX.X ± 0.5mm	TEST ENG. JRT	2015-05-08
	SALES. LAT	2015-05-08
INCHES DECIMALS X.X ± 0.1 X.XX ± 0.04 X.XXX ± 0.02		
ANGLES ± 0.5°		
FRACTIONS ± 1/64		


[www.eccolink.com](http://www.eccolink.com)  
 Americas (800) 635-5900 | Europe +44 (0)113 237 5340 | Asia Pacific +61 (0)3 63322444

**LED BEACON,360\*,12-36VDC**

CUSTOMER PART NO. **SEE CHART**      PRODUCT SERIES: **7400**

NON DISCLOSURE AGREEMENT  
 THIS DRAWING AND THE DESIGN IT DISCLOSES ARE THE PRIVATE PROPERTY OF ESG AND IS ISSUED IN CONFIDENCE FOR ENGINEERING INFORMATION ONLY. THE DRAWING AND / OR DESIGN MAY NOT BE USED, COPIED, REPRODUCED, OR OTHERWISE DISCLOSED IN PART OR AS A WHOLE TO OUTSIDERS OR USED FOR ANY OTHER PURPOSE WITHOUT THE PRIOR WRITTEN CONSENT OF ESG. THE DRAWING IS SUBJECT TO RECALL AT ANY TIME. YOUR POSSESSION OF THIS DOCUMENT CONSTITUTES ACCEPTANCE OF THESE TERMS. © 2008 ECCO



SIZE: A	DWG. NO. 7460X	REV. F
Electronically Controlled Use Latest Copy		
SHEET 1 OF 1	Project: 08023	Date Created: 2008-08-07