


Inspect, identify and repair with the multi-function BearTrap. High power with big performance. It produces bright white light in both spot and flood modes.

Go hands-free - it clamps virtually anywhere or stands on its own, allowing you to illuminate hard-to-get-to spaces like under the dash; also features a magnetic base and stowable hook.



Hands-free applications:

- 1.) Clamps virtually anywhere
- 2.) Magnetic base
- 3.) Hang hook
- 4.) Stands on its own

- 1.) Flood fills your work area with **2,000 lumens** of evenly dispersed, bright light
 - 2.) Spot provides a concentrated beam
- Each with high, medium and low modes



Rubberized grip surface - designed to prevent scratches



Secure cord connection
Rechargeable
CONTINUES TO CHARGE WHILE PLUGGED IN AND IN USE
Lithium ion battery
recharges in 5.5 hours



CHARGING



CHARGED

Multi-function push-button switch with battery life indicator
Recessed power button prevents accidental actuation
Battery level indicator turns red when battery needs to be recharged

Cool white light with spot and flood modes:

-Flood:

- » High: 2,000 lumens; 69m beam; runs 2.5 hours
- » Medium: 1,000 lumens; 52m beam; runs 5 hours
- » Low: 575 lumens; 38m beam; runs 8.75 hours

-Spot:

- » High: 1,000 lumens; 174m beam; runs 4.5 hours
- » Medium: 450 lumens; 120m beam; runs 8.75 hours
- » Low: 325 lumens; 100m beam; runs 12.5 hours

Tough thermoplastic construction; Chemical-resistant lens - withstands most common automotive chemicals

IPX4 water resistant; 1m impact resistance tested

7.62" (19.37 cm); 2 lbs. 3 oz. (992g)

Limited Lifetime Warranty

Visit streamlight.com for full warranty information

#61520 - BearTrap - 120V/100V AC - Red

#61521 - BearTrap - Int'l (230V/240V) AC - Red

BEARTRAP® RECHARGEABLE AREA LIGHT

MARKET
APPLICATIONS: Automotive, Law Enforcement, Sporting Goods, Security, Fire & Rescue, Hardware/Tool, Industrial, Consumer

DESCRIPTION:

The BearTrap®'s unique design allows it to clamp to virtually any flat, round or irregular surface. There's a handy folding wire handle to help open the spring loaded clamp and it doubles as a hook for added versatility. It features Spot and Flood LEDs, a total of six output modes and 2000 lumens! The body can rotate 270° in the lights frame and will also stand on its base or attach using the magnets in the cross bar.

CASE MATERIAL:

Tough thermoplastic construction with elastomer button and grip surfaces.

DIMENSIONS:

Length: 7.62 in. (19.37 cm) Width: 6.5 in. (16.51 cm) Thickness: 3.12 in. (7.94 cm)

WEIGHT:

2 lb 3 oz (992 grams)

LENS:

Impervious to the most common automotive chemicals. Gasket sealed.

LIGHT SOURCE:

LED technology, impervious to shock with a 50,000 hour lifetime.

LIGHT OUTPUT:

See Chart. Optimized electronics provides regulated intensity.

ON/OFF:

Depress the button momentarily to turn the light on. The Spot LED will come on in low mode. Press the button again and switch to medium and once again to switch to high mode. The fourth press of the button will turn the light off.

To change to Flood mode, turn the light on, then press and hold the button for two seconds until the light source changes. The function is the same, low, medium, high and off. To return to Spot mode, repeat the press and hold procedure.

NOTE- If you wait more than two seconds since the last button press, the next press of the button will turn the light off.

RUN TIME:

See Chart.

NOTE - If AC power is available, the light may be used with the charger cord plugged into the light for continuous use applications. The batteries will still charge, but at a reduced rate.

BATTERY:

Li Ion 7.26V, 5200 mAh.

In use, colored LEDs in the button show battery power remaining. Green, Yellow, Red and Blinking Red when charging is needed.

CHARGING:

Recharge time is 5.5 hours with the supplied (12V/2A input) AC wall charger.

Button LED indication - Red is charging, Green is charged.

FEATURES:


Cool White LED technology for extreme brightness.

IPX4 rated design.

1 meter impact resistance tested.

Spring loaded clamp mechanism.


Continuous run time if plugged in to AC.

Magnetic base.

WARRANTY:









Streamlight's Limited Lifetime Warranty.

APPROVALS:
 Meets applicable European Community directives.

 CEC Compliant

OPTIONAL
ACCESSORIES:

12V DC charge cord.

	SPOT				FLOOD			
	FL1 STANDARD	HIGH	MEDIUM	LOW	FL1 STANDARD	HIGH	MEDIUM	LOW
OUTPUT		1,000 LUMENS	450 LUMENS	325 LUMENS		2,000 LUMENS	1,000 LUMENS	575 LUMENS
RUN TIME		4h 30min	8h 45min	12h 30min		2h 30min	5h	8h 45min
DISTANCE		174m	120m	100m		69m	52m	38m
INTENSITY		7,500cd	3,600cd	2,500cd		1,200cd	680cd	360cd