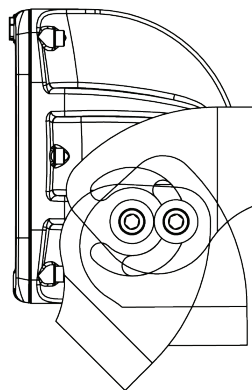
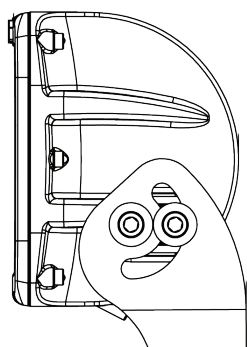
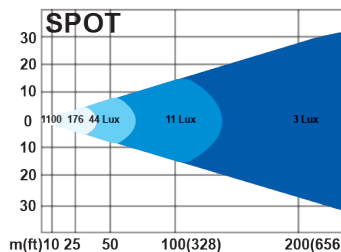


**GXL™ LED Spotlight  
Fixed Mount  
4411 (black)**

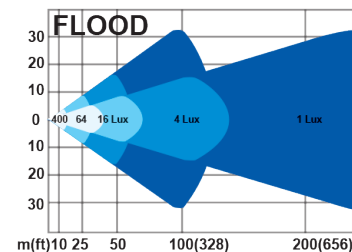
**GXL™ LED Floodlight  
Fixed Mount  
4421 (black)  
4422 (white)\*  
\*Marine Grade**



### GXL™ LED Light Beam Dimensions



Peak Beam Intensity: 110,000 Candela  
Maximum Beam Distance: 683m/2240 ft.  
Beam Angle: 10° Spot



Lumens: 6,000  
Beam Angle: 35° Flood

<b>10</b> Year Warranty	 Quality Checked
 UV Resistant	 Weather Resistant
 Low Maintenance	 Low AMP Draw

<b>Housing:</b>	A360 die cast aluminum with powdered coat finish
<b>Parts:</b>	EMI Filtering & Shield
<b>Fasteners:</b>	316 Stainless Steel hardware
<b>Lens:</b>	High Impact Lexan
<b>IP Rating:</b>	IP67
<b>Input Voltage Range:</b>	9-32V DC
<b>Operating Temperature:</b>	
<b>Light Dimensions:</b>	6.1" x 4.8" x 3.3"
<b>FLOOD MODELS</b>	
<b>Quality and Type of LED's:</b>	18 Cree high output LED's, 35° Beam Angle
<b>LED Life Expectancy:</b>	50,000 hours
<b>Color Temperature</b>	6,000k
<b>Lumens:</b>	6,000 raw lumens
<b>Nominal Current at:</b>	5 amps at 13.8V DC, 70 watts
<b>SPOT MODELS</b>	
<b>Quality and Type of LED's:</b>	12 Osram high output LED's, 10° Beam Angle
<b>LED Life Expectancy:</b>	50,000 hours
<b>Color Temperature</b>	6,000k
<b>Nominal Current at:</b>	6 amps at 13.8V DC, 83 watts
<b>Peak Beam Intensity:</b>	110,000 Candela
<b>Max Beam Distance:</b>	683m
<b>Warranty:</b>	10 Year Limited Warranty
<b>Rockguard</b>	Sold Separately #15344 (white) #15345 (black)