



PEERLESS[®]
A **KITO** GROUP COMPANY

TRACTION PRODUCTS & TECHNICAL GUIDE



Weatherly #148
27.76-(Traction)
August, 2018
Supersedes #27.76 June 2016

Table of Contents

Passenger Automotive Chains



Light Truck 4WD Chains



SuperSox HD Diamond

Standard

Super/Wide

Ti-Chrome

Reinforced



Industrial/ Snow removal/Grader



Wide Tire 4WD Chains



p28

p29

p29

Super Z

Radial

Dual



p40

p42

p43

Agricultural - Fork Lift/Skid - ATV/Garden



p52

p56

p58

Important Info/Regulations

Clearance Requirements.....	4-5
Regulations.....	6-7

P. 4-7



Passenger

Z-Chain	10
Super Z6.....	11
Z Passenger	12
Radial Chain.....	13
Auto Trac.....	14
Quik Grip.....	16
Quik Grip V-bar	16
SuperSox.....	17

P. 10-17



Light Truck

Z-Chain	20
Super Z8.....	21
Z SUV/LT.....	22
Radial Chain.....	22
Auto Trac.....	23
Quik Grip.....	24
Square Rod Alloy	25
Quik Grip V-Bar	26
Heavy Duty V-Bar	27
Wide Base 4X4	28
Mud Service.....	28

P. 20-29

4WD



Commercial Truck

SuperSox.....	32
Diamond Blue	33
Quik Grip Standard	34
Titanium Chrome Alloy	37
Reinforced V-Bar, Stud	38
Super Z HD.....	40
Radial Cable.....	42
Emergency Chain	44

P. 32-45

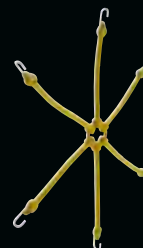


OTR / Agricultural / Forestry / Forklift / etc.

Snow Removal.....	48
Agricultural	52
Skid Steer.....	56
Forklift	57
Snow Blower	58
ATV.....	59

P.48-59

Accessories



Cross Chains/Crossmembers.....	62
OTR-parts.....	68
Tensioners	69
Fasteners.....	71
Side Chain	73
Tools	74
Retail-Display	75
Specs and Information.	76-85
Size Chart	86-96

P. 62-96

Clearance Requirements



PLEASE NOTE:

Before selecting any traction product, refer to the vehicle manufacturer's recommendation in owner's manual.

BE PREPARED:

Be sure to pre-fit the chains to your tire and insure you have enough clearance for the chains to operate properly.

CAUTION:

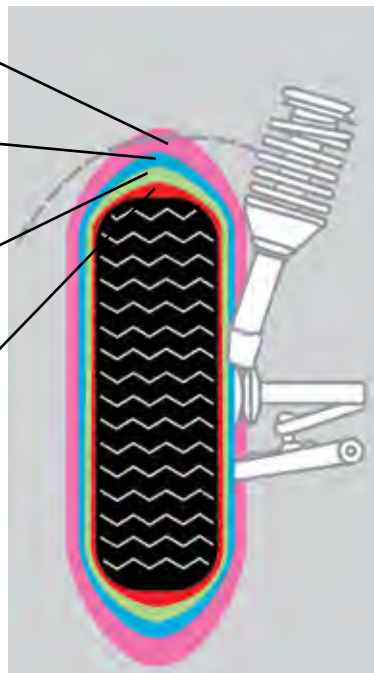
If you have alloy wheels or hubcaps that scratch easily or protrude beyond the tire sidewall, Peerless cautions against the use of a rubber tightener.



Illustration of S.A.E. Clearance Requirements & Product Comparison

Class "U" Old style chains that use light truck parts	Link Chain Treadface: 1.97" / 50mm (X) Sidewall: 0.91" / 23mm (Y)	Class "U"
Class "S" Cable, Link, Sox chains for restricted clearances.	Auto-Trac®, Z-Chain®, Super Z® 8 Treadface: 1.46" / 37mm (X) Sidewall: 0.59" / 15mm (Y)	Class "S"
Tight Made for today's very low clearance cars	Radial Chain & Z® Passenger Treadface: 1.00" / 25mm (X) Sidewall: 0.50" / 13mm (Y)	
Extra Tight Designed for the tightest clearances!!!	Super Z® 6, SuperSox Treadface: 1.20" / 31mm (X) Sidewall: 0.25" / 6.3mm (Y)	

X=Tread Face Y=Sidewall



Many applications today require products that fit in spaces tighter than Class "S"



CHECK YOUR WHEEL CLEARANCE.
 You may need a special low clearance chain. Remember to drive extra slow if you have tight wheel clearance.

Innovative Research & Product Development



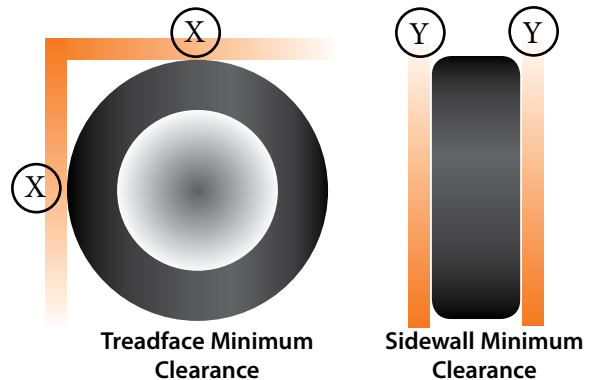
Clearance Definitions:

Class "S" is the Society of Automotive Engineers' (SAE) definition for the least amount of space that should be provided around the drive tires of any vehicle to accommodate the use of a winter traction product. These different classes incorporate two different measurements: from the tread face of the tire to the nearest obstruction, and from the inside sidewall of the tire to the nearest obstruction.

S.A.E. J1232-1980 Definition:

Most newer vehicles manufactured since the late 80's will have special clearance requirements. This generally refers to S.A.E. Class "S" clearance restrictions. The "Z" family of traction products for passenger cars and light duty trucks will meet or exceed these requirements.

The minimum clearances specified must be maintained around fenders, braces, suspension parts, strut housing, splash pans and fuel and brake lines. Tire size must be known to select a traction product of correct fit. For passenger car, pickup and SUV applications it is important to check the owner's manual. The restricted wheel well clearances in most of today's vehicles will require Class "S" products. Consumers must refer to their owner's manual for information pertaining to their specific vehicle.



Check your owner's manual: Most vehicle manufacturers make a statement regarding clearance issues related to their vehicles. This information is located in the owner's manual under chains, traction devices, tires or a similar heading. It is important to select a traction product that is compatible with the minimum class assigned to your vehicle. This reference is based on the original tire and wheel size shown in your owner's manual. Using a different size tire may affect the chain's ability to operate properly. If you can't locate the clearance requirements of your vehicle, contact the manufacturer.

Traction products not only have to fit the tire, but must also fit within the space provided around the tires.

Some owner's manuals state that certain tire sizes do not provide enough clearance to accommodate winter traction products. Frequently, manufacturers make these statements because a vehicle has less clearance available than Class "S" requires. The fact is, many of these vehicles can use one of our winter traction products. Trying to measure the nearest obstruction under your vehicle could prove tricky. To insure you have adequate clearance to operate any traction device they must be pre-fitted and driven a short distance. Start slowly. If you hear any contact (ticking sound), stop and remove the chains immediately. Regardless of the type of traction product you use, do not exceed 30 MPH (48Kmh).



Important information for Pickups, SUVs & 4x4s:

Many western states and Canadian provinces have mountain passes and roadways where the possession and use of winter traction devices are required by law, regardless of vehicle type, under certain winter conditions. A failure to comply with these requirements can result in fines and/or other penalties imposed by local authorities. For current, up-to-date information regarding chain laws, restrictions and regulations, as well as the most complete tire size application listing, visit:

www.peerlesschain.com

Many pickups and sport utility vehicles have restricted clearances around the drive tires. Vehicle manufacturers recommend using only traction products that meet S.A.E Class "S" clearance specifications. **Super Z[®]6, Super Z[®]8, Z[®] SUV/LT & Z[®]-Chain are the only light truck cable brands that meet these requirements.**



TIRE CHAIN REGULATION CONTACT INFORMATION

- Oregon Department of Transportation..... www.tripcheck.com (or) www.oregon.gov/odot
- California Department of Transportation..... www.dot.ca.gov
- Washington Department of Transportation... www.wsdot.com/winter
- Colorado Department of Transportation www.codot.gov/travel
- Nevada Department of Transportation..... www.nevadadot.com/safety/safe-winter-driving

Note: While not mandatory in a number of states, it recommends heavy duty vehicles hauling trailers also chain up one trailer axle to help assist the vehicle in braking safely.

For questions about chain laws and current chain regulations please visit the websites shown above.
 For general customer service questions, please visit www.peerlesschain.com.

To the best of our knowledge, the previous statements accurately represent laws pertaining to the use of winter traction devices throughout the U.S.A. and Canada. Chain laws and regulations may change at any time. Peerless will do its best to publish the most current information available.



Several western states (incl. Oregon, Washington & California) have chain laws that require carrying and/or using winter traction products at certain times or under certain road conditions.

In these states, failure to carry and/or use winter traction products as prescribed by local authorities can result in fines and/or other penalties. These chain laws are the most complicated for commercial vehicles, specifically tractor-trailer combinations. Although they vary by state, the most representative is California's diagram on the following page (courtesy of Caltrans) showing requirements acceptable in any jurisdiction.

Tire chains, cable chains and other winter traction devices are legal in every state and province in North America.

All legal authorities recognize the difference between studded tires and other winter traction devices. Some states and provinces either limit the use of studded tires or outlaw them completely because studs are considered to be a permanently attached device which contribute to expensive damage to road surfaces over time.

Tire chains, cable chains and other like traction devices are considered temporary because they are installed only when needed. They don't represent the same kind of threat to road surfaces.

CalTrans approved! Super Z[®] HD meets CalTrans Highway I-80 "minimum" requirements.



In Dec. 1997, Caltrans (California Department of Transportation) approved the use of Super Z[®] HD winter traction product under their unpublished "minimum" chain-up requirements. Super Z[®] HD was the first cable chain approved by Caltrans to meet this standard, which allows some commercial vehicles to proceed with less than the minimum number of chains required by law.

Yosemite National Park adopted regulations in 2004, making Super Z[®] the first cable chain product to be allowed in the Park.

Colorado is the only governmental authority in North America that recognizes a legal difference between cable chain, tire chain, rubber or any other variety of traction devices that can be temporarily installed on a tire. Since Nov. 1, 1996, the Colorado Department of Transportation (CDOT) has enforced regulations making the use of most "cable" chain products virtually illegal on vehicles over 26,000 GVW. CDOT does allow some cable chains (including all our cable chain products) to be used as alternative traction devices (ATDs) on commercial vehicles of 26,000 GVW, with the exception of single axle tractors.

TRACTION PRODUCT WARRANTY:

All winter traction products in this catalog are warranted free from defect in workmanship and material for one year from the date of delivery to user. Defective product may be returned to the manufacturer, freight prepaid, within 10 days of discovery of alleged defect. Inspection will be made to determine cause of failure. Chain determined to be defective will be repaired or replaced. Buyer shall not be entitled to recover any incidental or consequential damages. No compensation will be made for any labor claim, delays or damages incurred by using this product. Although this warranty gives you specific rights, you may have other legal rights which differ from state to state. For more information contact us at the address below.

SPEEDS OVER 30MPH / 50KMH, (UNLESS OTHERWISE NOTED) IMPROPER FIT OR IMPROPER INSTALLATION VOID THIS WARRANTY

CAUTION: All winter traction product crossmembers will wear out with extended use. Products can also break due to misfit, misapplication or misuse. If this should occur, stop immediately and repair or replace product. If these cautions are ignored, Peerless Industrial Group and its distributors are not responsible for injury or vehicle damage. Manufacturer will not warranty alloy wheels or wheel covers damaged by chains or chain tighteners.

www.peerlesschain.com

Our website contains information on all of our tire chains, cable chains and accessories along with installation videos and tire size/chain application look-up.

STATE OF CALIFORNIA DEPARTMENT OF TRANSPORTATION (Caltrans)



Chain Requirements



Vehicles are permitted in chain control areas when equipped with chains or Automatic Traction Devices (ATD) as indicated. Tire traction devices are defined in the California Vehicle Code (VC) Section 605 which include conventional link-type tire chains and cable chains, as well as other less conventional devices. When the term "chains" is used here, it means any "tire traction device" (not necessarily link type chain) which meets the requirements of (VC) Section 605.

Vehicles with cable chains and other traction devices that meet the requirements of Vehicle Code Section 605 are legal in California. However, for the safety of the public, vehicles may be restricted at times due to local weather and road conditions.

California and the California Highway Patrol (CHP), reserve the right to prohibit any vehicle from entering a chain control area when it's determined that the traction devices do not meet the requirements of (VC) section 605.

LEGEND

- Driving axle
- Non-driving axle
- Wheel with chains or ATD
- Wheel with no chains or ATD
- Drive axle must be chained.
- Caltrans and CHP may require chains on all drive wheels if conditions warrant.
- Chains on trailers may be staggered front and back.
- Both axles must be chained (four wheels with chains or ATD)
- Both axles must be chained (four wheels with chains or ATD)



NOTES

- All vehicles, including four-wheel or all-wheel drive vehicles must carry chains upon entering a chain control area.
- Minimum legal tread depth for Mud and Snow tires is 6/32 of an inch.
- All vehicles, including four-wheel drive vehicles, that are towing trailers must have chains on one drive axle.
- On any semi-trailer, only one set of chains is required regardless of number of axles.
- Chains are not required on tag axle.
- Trucks or tractors equipped with Super Singles, chains are required on all drive wheels.




Acceptable on either axle of semi-trailers.

AUTOS/PICKUPS

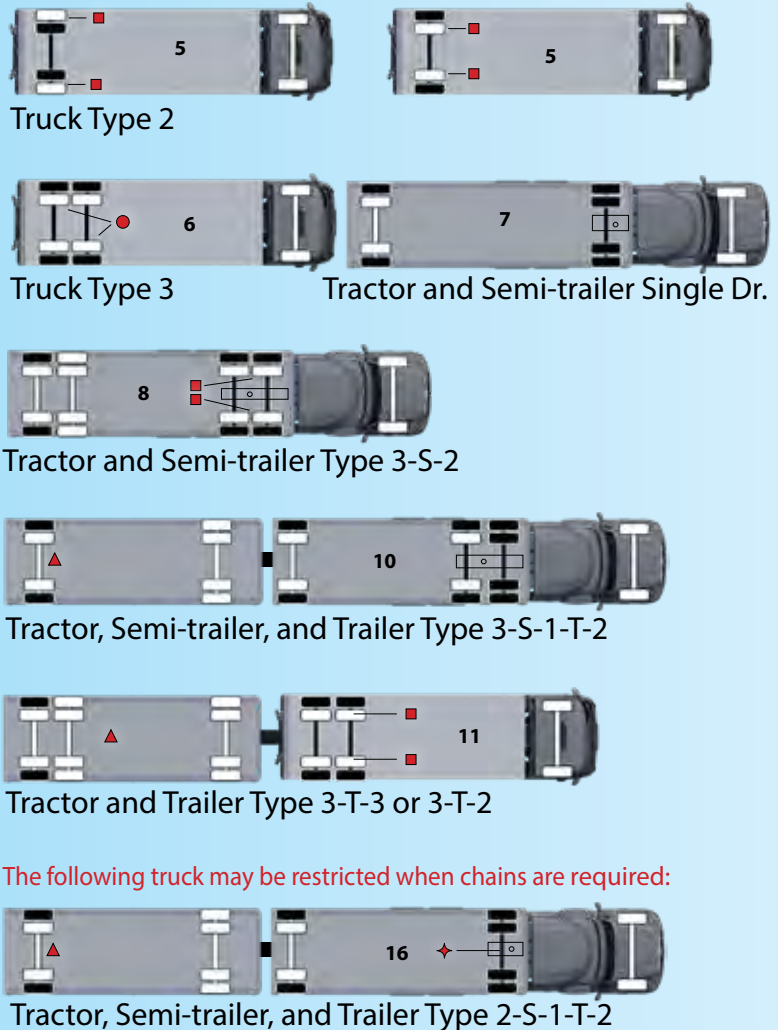


BUSES/ RECREATIONAL VEHICLES

(Articulated buses must also chain outside wheels of last axle.)



TRUCKS



The following truck may be restricted when chains are required:



Tractor, Semi-trailer, and Trailer Type 2-S-1-T-2

For questions regarding these configurations, please contact the Caltrans Maintenance Program at (916)657-4911.





Quik Grip
Ladder-Style Link Chain
 Good for on & off-road, steep grades, deep snow, back roads, unplowed side streets, etc.

Radial Chain
Ladder-Style cable chain
 Good for on-road use, packed snow, icy highways and side streets, etc.



Z® Passenger and Z® SUV/LT
Diagonal-Pattern Cable Chain
 Better for use on-road, steep grades, deep snow, packed snow, icy roads. Compatible with traction control and/or ABS systems.

Quik Grip Alloy
Alloy Ladder-Style Link Chain
 Excellent traction and durability for both on and off road applications. Aggressive square rod cross chains are ideal for steep grades, deep snow, ice & mud.



Super Z6® & Super Z8®
Diagonal-Pattern Cable Chain
 Best for on-road, steep grades, deep or packed snow and icy roads. Most compatible with traction control and ABS systems. Outstanding all-around traction. Best for vehicles with restricted clearance.

Z-Chain®
Diagonal-Pattern Cable Chain
 All of the benefits of Super Z® plus outstanding traction with unequalled speed & ride capabilities for emergency response equipment.

Auto-Trac®
Diamond-Pattern Link Chain
 Easy installation and removal with no need to re-tighten. Best durability of any link-style chain for cars and light trucks. Excellent compatibility with ABS and traction control systems.

What is so important about a "Z"?

For over two decades we have been selling a unique group of products under various "Z" trademarks. The "Z" was inspired by the Z-shaped crossmember pattern, but what the "Z" really stands for is reliability, performance, convenience and durability. "Z" products are easily the most recognized in the traction industry. They're aggressive, easier to use and longer-lasting than other traction products, and they have proven it from California to Bosnia.

"Z" combines the advantages of diagonal crossmembers, steel traction coils and a method of fastening and adjusting the "chain" so that there is no loss of traction at any point on the tire – and often no need to re-adjust the product after the initial installation.

"Z" products have these important advantages over other winter traction products:

- Easier installation and removal.
- Greater durability and lower potential for vehicle damage.
- Superior starting, stopping and cornering performance.
- Lower operating space requirements around drive tires.
- Greater compatibility with electronic "Traction Management Systems" (ABS, 4WD & AWD).

Passenger Vehicle Chains

"Z" traction product for every winter traction need:

- Z®-CHAIN for police, fire, ambulance as well as other high-performance users. Available to fit most car, pickup and SUV tire sizes.
- SUPER Z® 6, our newest product for cars, pickups and SUVs – able to operate in drive tire clearances as low as 6 mm (1/4").
- SUPER Z® 8, our newest product for new, larger SUV tires and small to medium commercial vehicles – able to operate in drive tire clearances as low as 8 mm (5/16").
- Z® Passenger for simple installation and excellent durability on passenger car tires.
- Z® SUV/LT with the same advantages as Z® Passenger but designed for use on pickups and SUVs.
- SUPER Z® HD for commercial trucks, buses, graders and other industrial applications. Available in single, widebase (super single) and dual-tire versions.



Meets S.A.E. Class "S" Requirements



Diagonal-Pattern Cable Chain provides extreme performance for high-end and professional applications. The choice of professional fleets everywhere!

Over the past two decades, Z[®]-Chain has become the winter traction product of choice for police, fire, ambulance and other professional fleets throughout North America. Z[®]-Chain's fast installation, aggressive traction performance and extreme durability simply out-class all other options.

Z[®]-Chain was originally designed for police departments and emergency fleets, but with its high performance features, skiers and other demanding users have found Z[®]-Chain to be the best winter traction product available!

Chain tensioners should NOT BE USED



Fast, Secure Installation and Removal

Z[®]-Chain can be installed without the need of moving the vehicle, allowing for faster installation. It's unique fastening system allows for secure installation without the need of additional chain tensioners.

Low Potential Damage to Vehicle


Operates within the space limitations of Class "S" clearance requirements, even in light truck sizes. Doesn't require chain tensioners that can scratch or damage alloy or protruding wheels and wheel covers. Unique fastening system reduces fly-off, provides less road impact and greatly extends the life of the chain.

Superior All-Around Traction Performance


Manganese alloy crossmembers for superior durability. Constant contact between the tire and road surface allows for maximum efficiency of anti-lock brakes(ABS), all-wheel drive (AWD) and other computer assisted traction/braking systems. Diagonal pattern provides greater lateral traction for improved cornering and braking, in addition to starting and stopping.



Outside Fastener



Inside Fastener



Diagonal Crossmember



Includes:

- Handy bag
- Illustrated instructions
- Gloves with long sleeves



Stock #

NOTE: Partial listing of tire sizes

Stock #	NOTE: Partial listing of tire sizes								Weight per pair (lbs.)	Replacement Cross Chain #
Z-539	175/65-15,	185/55-15,	185/60-15,	185/65-15,	195/50-16,	195/55-16,	195/60-15,	205/50-16	10.75	Z-9380
Z-547	205/50-17,	205/55-16,	205/60-16,	215/45-17,	215/45-18,	215/50-17,	215/60-16,	225/45-17	11.50	Z-9384
Z-555	215/55-17,	215/65-16,	225/45-18,	225/50-17,	225/50-18,	225/55-17,	235/45-18,	245/40-19	12.00	Z-9388
Z-563	215/65-17,	215/70-16,	225/60-17,	235/50-18,	235/55-17,	235/60-16,	245/45-19,	285/35-19	12.00	Z-9388
Z-571	215/55-18,	225/60-18,	225/65-17,	235/50-19,	235/65-17,	235/70-16,	235/75-15		12.25	Z-9390
Z-575	235/55-19,	245/45-20,	245/50-20,	245/65-17,	LT245/70-17,	245/75-15,	255/45-20,	265/60-17	12.25	Z-9394
Z-579	255/55-20,	255/70-18,	265/60-18,	265/65-17,	265/70-17,	LT265/70-17,	265/75-16,		12.50	Z-9394
Z-583	LT255/75-17,	265/70-18,	LT265/70-18,	275/55-20,	275/60-20,	275/70-18,	285/45-22,	LT285/70-17	13.00	Z-9398

Packaged: 1 pair per bag / 3 pair per master carton

Order unit: Pair

Minimum order quantity: Master carton

Diagonal-Pattern Cable Chain for vehicles with VERY limited operating clearance.

Super Z⁶ requires only 6.3mm (.25") of sidewall clearance to operate

Automotive designers are constantly trying to build vehicles with larger and more comfortable interior spaces and commercial vehicle designers are trying to make room for a larger payload. The easiest way to do this would be to just make bigger vehicles, but there are legal and practical limits on just how big they can get! So, clever designers first try to make sure there's no existing space that's not being used – like the space around a vehicle's tires. In fact, designers have become so good at finding other uses for this space that there are now hundreds of vehicle models whose owner's manuals warn "don't use tire chains" or words to that effect.

Easy Installation and removal

A split outside cable with two fastening positions allows for easy installation without moving the vehicle, and there's no need to stop and retighten.

Super Low Clearance

Super Z⁶ is based on our Super "Z" ideas, but with a couple of important differences. Super Z⁶ is the only steel traction product that can operate in drive tire clearances as low as 6 mm (1/4").

ALLOY Steel for Long Life

Powerful crossmembers with Manganese Alloy Coils wrapped around advanced Aircraft cable provide superior durability. Diagonal pattern provides greater lateral traction for improved cornering and braking, in addition to starting and stopping. Constant contact between the tire and road surface allows for greater compatibility with electronic "Traction Management Systems" (ABS, 4WD & AWD).



Includes:
Handy bag
Rubber tensioners
Illustrated instructions

Stock #	NOTE: Partial listing of tire sizes								Weight per pair (lbs.)
SZ115	145/65-15,	155/80-13,	175/55-15,	175/70-13,	185/55-14,	195/55-13,			7.60
SZ119	175/55-16,	175/60-15,	175/65-15,	175/70-14,	185/55-15,	185/60-14,	185/65-14,	195/50-15	8.00
SZ123	185/55-16,	185/60-15,	185/65-15,	195/50-16,	195/55-15,	205/45-16,	215/45-15	225/35-19	8.50
SZ127	195/60-15,	195/70-14,	205/40-18,	205/45-17,	205/50-16,	205/55-15,	215/40-17,	225/55-14	8.50
SZ129	185/65-16,	195/60-16,	195/65-15,	195/75-14,	205/70-14				8.70
SZ131	205/50-17,	205/55-16,	205/60-15,	205/60-16,	215/45-17,	215/45-18,	215/55-16,	245/40-17	9.00
SZ133	215/50-17,	215/55-15,	225/40-17,	225/40-18,	225/45-16,	225/45-17,	225/55-15,	225/60-15	9.00
SZ135	215/60-16,	215/65-16,	225/70-14,	235/60-15,	255/50-15				9.50
SZ137	225/50-17,	225/55-16,	235/40-18,	235/45-17,	235/50-16,	235/55-15,	245/45-17,	255/40-17	9.50
SZ139	215/60-17,	215/65-17,	215/70-16,	225/50-18,	225/55-17,	225/65-15,	235/45-18,	265/40-17	9.50
SZ143	225/65-17,	235/50-18,	235/55-17,	235/60-17,	245/45-18,	245/45-19,	255/40-19,	275/40-17	9.70
SZ429	225/60-18,	235/50-19,	235/55-19,	235/60-18,	235/65-17,	235/70-16,	245/45-20,	245/60-17	10.00
SZ435	235/65-18,	245/50-20,	245/60-18,	245/65-17,	245/70-16,	275/40-20			10.30
SZ441	245/60-20,	245/70-17,	LT245/70-17,	LT245/75-17,	265/70-16,	275/45-20,	275/60-16,	295/65-16	11.00
SZ447	LT235/80-17,	255/55-20,	255/70-18,	265/50-20,	265/65-18,	265/70-17,	LT265/70-17,	265/75-16	11.50
SZ451	LT255/75-17,	265/70-18,	LT265/70-18,	275/55-20,	275/65-18,	LT275/65-18,	285/45-22,	295/60-18	11.50

Packaged: 1 pair per bag / 4 pair per master carton

Order unit: Pair

Minimum order quantity: Master carton

This is only a partial listing of tire size applications. For complete, up-to-date listings, please refer to pages 86-91, or to our website at: www.peerlesschain.com. Refer to vehicle owner's manual for any traction product limitations.

Meets S.A.E. Class "S" Requirements



Z[®] cable chain is the most popular choice for passenger cars, light truck and SUV's. "Z" Performance for passenger, light trucks, SUVs and 4x4s at a moderate price.

Z[®] Passenger is designed to meet the traction product needs of the everyday consumer and is available to fit most passenger car tire sizes. Z[®] is typically merchandised using a unique display tire and stand, offering potential buyers an opportunity to see the product and to try its installation system before buying. Z[®] offers a unique combination of performance and convenience features for every user.



Chain tensioners **REQUIRED** and are included



Includes:

- Plastic box
- Rubber tensioners
- Illustrated instructions

Easy Installation and Removal

The fastest, easiest installation of any traction product, with included rubber tighteners.

Low Potential Damage to Vehicle

Meets Class "S" clearance requirements for vehicles with limited or low clearance. Low potential damage to vehicle body and mechanical components, even when abused.

Superior All-Around Traction Performance

Better all-around traction performance than conventional cable or link tire chains. Traction coils provide greater durability to conventional link chains. Better compatibility with anti-lock brakes (ABS), traction control, all-wheel drive (AWD) and other electronically monitored control systems.

Stock #

NOTE: Partial listing of tire sizes

Weight per pair (lbs.) Replacement Cross Chain #

SZ315	145/65-15,	155/80-13,	165/60-15,	165/65-14,	165/70-14,	165/80-12,	175/55-15,	175/70-13	8.30	SZ1334
SZ319	175/55-16,	175/60-15,	175/65-15,	175/70-14,	185/55-15,	185/60-14,	185/65-14,	195/50-15	9.00	SZ1336
SZ323	185/55-16,	185/60-15,	185/65-15,	195/50-16,	195/55-15,	195/70-13,	205/45-16,	225/35-19	9.10	SZ1338
SZ327	195/60-15,	195/70-14,	205/40-18,	205/45-17,	205/50-16,	205/55-15,	215/40-17,	225/55-14	9.10	SZ1338
SZ329	185/65-16,	195/60-16,	195/65-15,	195/70-15,	195/75-14,	205/55-17,	205/65-15,	205/70-14	10.00	SZ1338
SZ331	205/50-17,	205/55-16,	205/60-15,	205/60-16,	215/45-17,	215/45-18,	215/50-17,	215/55-16	10.00	SZ1340
SZ335	205/65-16,	205/70-16,	215/55-17,	215/60-16,	215/65-16,	225/50-17			10.10	SZ1342
SZ339	215/55-18,	215/60-17,	215/65-17,	215/70-16,	225/50-18,	225/55-17,	235/45-18,	265/40-17	10.80	SZ1342
SZ343	225/65-17,	235/50-18,	235/55-17,	235/60-17,	245/45-19,	255/40-19,	285/35-19		11.10	SZ1344

Packaged: 1 pair per box / 4 pair per master carton

Order unit: Pair



Standard Cables

Meets S.A.E. Class "S" Requirements

RADIAL CHAIN

Passenger

The "original" cable chain for cars & light trucks

Radial Chain was originally conceived to save sidewall wear on radial tires and was the first brand name in "cable chain" winter traction products. Its consumer friendly features caused a revolution in winter traction, and it's still recognized as a market leader.

Radial Chain is today's basic product for the pickup, van & recreational vehicle market. Radial Chain can be installed in minutes and removed easily. Radial Chain utilizes an all-metal fastening system.

Chain tensioners should NOT BE USED

Simple Mounting and Removal

All metal fastening system and it's low weight allow for Radial Chain to be installed in just minutes.

Long Life and Smooth Ride

All steel construction means that components last longer and wear less. Coils wear evenly across all surfaces extending the life of the chain.

Low Operating Requirements

Operates within the space limitations of Class "S" clearance requirements. Doesn't require chain tensioners that can scratch or damage alloy or protruding wheels and wheel covers.



Includes:

- Plastic box
- Illustrated instructions

Stock #	NOTE: Partial listing of tire sizes								Weight per pair (lbs.)
SC1014	145/65-15,	155-13,	155/60-15,	155/80-12,	155/80-13,	165/65-13,	165/65-14,	165/70-13	4.40
SC1018	155-15,	165/60-15,	165/65-15,	165/70-14,	165/75-14,	165/80-13,	165/80-14,	175/55-15	4.90
SC1022	6-14,	6.00-14LT,	7.00-13,	165-15,	165/80-15,	175/75-16			5.00
SC1026	175/60-16,	175/65-15,	185/55-16,	185/60-15,	185/65-14,	185/65-15,	195/50-15,	195/50-16	5.10
SC1030	185/65-16,	195/55-16,	195/60-15,	195/60-16,	195/65-15,	195/70-14,	195/70-15,	195/75-14	5.50
SC1032	205/50-16,	205/50-17,	205/55-16,	205/60-16,	215/45-17,	215/45-18,	215/50-17,	215/55-16	5.40
SC1034	205/55-17,	205/65-16,	205/70-15,	205/70-16,	205/75-15,	215/60-15,	215/60-16,	215/65-15	5.90
SC1036	225/40-18,	225/40-19,	225/45-18,	225/50-17,	225/50-18,	235/40-18,	245/40-18,	265/35-18	6.20
SC1038	215/55-18,	215/60-17,	215/65-16,	215/70-15,	225/55-17,	225/60-16,	225/65-16,	225/70-15	6.20
SC1040	235/45-18,	235/50-18,	235/55-17,	235/60-17,	245/40-19,	245/45-18,	255/60-16		6.45
SC1042	215/70-16,	225/65-17,	225/70-16,	255/40-19,	255/45-18,	255/45-19,	255/55-17		7.25

Packaged: 1 pair per box / 6 pair per master carton

Order unit: Pair

Minimum order quantity: Master carton

This is only a partial listing of tire size applications. For complete, up-to-date listings, please refer to pages 86-91, or to our website at: www.peerlesschain.com. Refer to vehicle owner's manual for any traction product limitations.

Meets S.A.E. Class "S" Requirements



The Auto-Trac® advantage:
It automatically adjusts and tightens while you drive!

Auto-Trac® snow chains feature a patented Automatic Tightening and Centering System.

Auto-Trac® will meet Class "S" clearance requirements on SUVs and pickup trucks, as well as normal passenger cars (matching the capabilities of most of our "Z" cable products). This is possible because of a highly effective, patented tensioning system.

Auto-Trac® cross member links are made of manganese alloy steel, allowing them to be shorter, narrower and lighter than conventional cross members. This reduces "fly-off" during operation and provides more gripping points. The low-mass "D" cross section of the links also contributes to longer wear because the impact of the cross members on the road surface is reduced and the surface area contacting the road is increased. With a link diameter of 3.5mm for Passenger and 3.8mm for LT, the low profile makes for a smoother ride.

Auto-Trac® also features an aggressive diamond patterned cross-chain designed for superior traction and a smooth ride. The case hardened alloy cross-chains provide extended wear life over standard link chain products.



Chain tensioners should **NOT BE USED**

Discover the Auto-Trac advantage!

Best Durability in Link Style Chains

Low-mass "D" cross sections reduces impact on road surface. Case hardened manganese alloy cross-chains provide extended wear life over standard link products.

Automatic Installation

Split outside chain allows easy installation and removal, with no need to move the vehicle and no need to manually re-tighten after installation. The two patented, ratcheting tightening system automatically tightens chains while driving.

Auto-Trac® can be installed without moving (or jacking up) the vehicle! The patented, ratcheting tightening system automatically tightens the chain while driving. Just connect the inside cable, attach the two outside self-tighteners and drive! No additional chain tighteners are necessary or recommended.

Easy "3-step" Installation





Better Traction and Smoother Ride

Meets Class "S" clearance requirements. Alloy links allow for lighter crossmembers and lower profiles reducing vehicle vibrations. Diamond pattern provides more gripping points for better lateral traction.



Includes:
Handy Bag
Accessory Kit
Illustrated instructions

Self-Tightening

The high impact, self-tightening ratchet system ensures a snug fit and eliminates the need to stop and retighten the chains after installation. The split outside chain with two ratchet connectors allows easy installation without moving the vehicle.

Pull the Lever and stretch open



Release lever and chain automatically tightens

Smooth Ride

Gentle angles and constant traction under the tire treadface create a very smooth and comfortable ride. Latch continues to cinch up slack with tire movement. Low clearance and great ride.



Stock #	NOTE: Partial listing of tire sizes										Weight per pair (lbs.)
0152005	175/55-15,	175/65-13,	175/65-14,	175/80-12,	185/50-15,	185/50-16,	185/60-14,	185/65-13,	195/60-13,	205/50-14	9.00
0152505	175/70-14,	185/55-15,	185/65-14,	195/55-14,	195/60-14,	195/65-13,	205/50-15,	205/55-14			9.00
0153005	175/65-15,	185/55-16,	185/65-15,	185/80-13,	195/50-16,	195/60-15,	195/65-14,	205/50-16,	205/60-14,	215/50-15	9.00
0153505	195/55-16,	195/60-16,	195/65-15,	195/70-14,	195/75-14,	205/40-18,	205/45-17,	205/55-15,	205/60-15,	205/65-14	9.00
0154005	195/75-15,	205/50-17,	205/55-16,	205/55-17,	205/60-16,	205/65-15,	205/70-14,	215/45-17,	215/60-15		10.00
0154505	205/65-16,	205/70-15,	215/55-16,	215/60-16,	215/65-15,	225/45-18,	225/50-16,	225/70-14,	235/45-17,	245/35-19	10.00
0154705	225/55-16,	225/60-15,	235/40-18,	235/55-16,	245/35-18,	245/40-17,	255/30-19,	255/35-18			11.00
0155005	215/65-16,	215/65-17,	215/75-15,	255/60-14							11.00
0155305	215/60-17,	225/50-18,	225/55-17,	235/60-16,	245/45-18,	245/50-17,	245/60-15				11.00
0155505	225/45-19,	225/60-17,	225/65-16,	225/65-17,	225/70-15,	225/70-16,	235/50-18,	235/65-16			12.00

Packaged: 1 pair per box / 4 pair per master carton

Order unit: Pair

Meets S.A.E. Class "S" Requirements

QUIK GRIP 1100 Highway Service



Includes:
Plastic Box
Instructions

The Economical Standard

No nonsense standard chain that proves reliable day in and day out. Tough case hardened steel twist links handle the job great on fresh or packed snow.

Low Clearance

The only ladder style link chain that meets the Class "S" clearance requirements. Designed for use on vehicles with limited clearance around the tire and wheel well.

Chain Tensioners Required

Sold Separately. (QG20070-10)

Stock #	<i>NOTE: Partial listing of tire sizes</i>									Weight per pair (lbs.)	Replacement Cross Chain #
QG1114	145/65-15,	155/60-15,	155/65-14,	155/80-12,	155/80-13,	165/60-14,	165/70-13,	175/50-14,	185/50-14	8.80	QG5414
QG1118	165/60-15,	165/75-14,	165/80-12,	165/80-13,	175/55-15,	175/65-14,	175/70-13,	185/55-14,	185/65-13	9.60	QG5414
QG1122	165-15,	175/60-16,	175/80-14,	185/55-15,	185/60-14,	185/60-16,	185/70-14,	185/75-14,	185/80-13	10.30	QG5414
QG1126	175/55-16,	175/65-15,	175/70-14,	185/55-16,	185/60-15,	185/65-14,	185/65-15,	205/55-15,	205/60-14	10.20	QG5419
QG1130	195/55-16,	195/60-15,	195/60-16,	195/65-15,	195/75-14,	205/50-16,	205/60-15,	205/70-14,	215/55-15	11.00	QG5419
QG1134	205/50-17,	205/55-16,	205/60-16,	205/65-15,	205/70-15,	215/50-17,	215/55-16,	225/55-16		11.50	QG5420
QG1138	205/65-16,	205/70-16,	215/55-17,	215/55-18,	215/60-16,	215/60-17,	215/65-16,	215/70-15,	225/60-16	12.30	QG5420
QG1142	215/65-17,	215/70-16,	225/50-18,	225/55-18,	225/60-17,	225/70-16,	225/75-15			12.90	QG5422

Packaged: 1 pair per box / 4 pair per master carton

Order unit: Pair

QUIK GRIP 1800



Includes:
Plastic box
Instructions

Not S.A.E. Class "S" Type Chain

Significantly Better Traction

Reinforced "V-Bar" studs grip ice and packed snow better than standard link chain products. Great for hard to reach snow areas.

Chain Tensioners Required

Sold Separately. (QG20070-10)

Stock #	<i>NOTE: Partial listing of tire sizes</i>									Weight per pair (lbs.)	Replacement Cross Chain #
QG1840	195/75-14,	LT195/75-14,	205/55-16,	205/60-16,	205/70-14,	205/70-15,	205/75-14,	215/55-17,	215/60-15	19.35	QG5820
QG1850	215/55-18,	215/65-17,	215/70-16,	225/70-16,	225/75-15,	225/50-18,	225/55-18,	225/65-17		22.35	QG5822
QG1854	205/65-16,	205/75-15,	215/60-16,	215/60-17,	215/65-16,	215/70-15,	225/55-16,	225/60-15,	225/60-16,	19.70	QG5822

Packaged: 1 pair per box / 3 pair per master carton

Order unit: Pair



Alternative Traction Device

Meets S.A.E. Class "S" Requirements

Let Snow and Ice Know, You're in Control

- For Snow and Icy Conditions.
- 40% More Traction with Metal Spikes
- Tough Urethane Pads for Durability
- Quick and Easy Installation
- Works with ABS & ESP Systems

SUPER SOX

Advanced Traction Technology

Passenger

Low Clearance

The SuperSox fit snugly on the tire adding only 3-4mm to the tire surface. Can be used in very tight wheel clearance applications while driving at reasonable speeds

High Performance

Composite traction patches extend durability up to 4x most other fabric traction devices. Tungsten studs provide up to 5x superior traction performance over other fabric traction devices.

Simple Installation

Find a safe, level area away from traffic. Park vehicle and set park break. On FWD - install on front tires, on RWD - install on rear tires.



Includes:

- Handy Bag
- Illustrated instructions



Fit SuperSox halfway down over the top of the tire.

Pro tip: Turn front tires for better access on FWD.

Move the vehicle about 3 ft. to drive onto SuperSox.

Pull remainder into position and center. Should fit snug.

Stock #	Tire sizes
S14	195/40-16, 155/60-15, 175/50-15, 185/50-15, 195/45-15, 165/60-14, 175/60-14, 185/55-14, 205/50-14, 165/70-13, 175/65-13, 185/60-13, 195/60-13,
S22	185/50-16, 165/65-15, 175/60-15, 185/60-15, 195/55-15, 175/70-14, 185/65-14, 195/60-14, 205/60-14, 185/70-13, 195/70-13,
S26	195/40-17, 205/40-17, 225/35-17, 245/35-17, 195/50-16, 205/45-16, 215/45-16, 225/40-16, 255/35-16, 205/50-15, 215/50-15, 235/45-15, 225/55-14, 205/65-13, 215/60-13, 225/60-13,
S30	205/40-18, 215/35-18, 225/35-18, 235/35-18, 255/30-18, 175/55-17, 195/45-17, 205/45-17, 215/40-17, 225/40-17, 235/40-17, 185/55-16, 195/55-16, 205/50-16, 215/50-16, 225/45-16, 255/40-16, 185/65-15, 195/60-15, 205/55-15, 215/55-15, 225/50-15, 255/45-15, 185/70-14, 195/65-14, 205/65-14, 215/60-14, 205/70-13, 235/60-13,
S34	215/40-18, 245/35-18, 215/45-17, 225/45-17, 245/40-17, 185/60-16, 205/55-16, 225/50-16, 245/45-16, 205/60-15, 225/55-15, 245/50-15, 185/75-14, 195/70-14, 225/60-14, 185/80-13,
S38	205/45-18, 225/40-18, 205/50-17, 235/45-17, 195/60-16, 215/55-16, 235/50-16, 165/80-15, 175/75-15, 185/70-15, 195/65-15, 215/60-15, 235/55-15, 175/80-14, 205/70-14, 215/65-14, 235/60-14
S42	215/45-18, 225/45-18, 235/40-18, 245/40-18, 185/60-17, 205/55-17, 215/50-17, 225/50-17, 235/50-17, 245/45-17, 165/75-16, 175/70-16, 185/65-16, 195/65-16, 205/60-16, 215/60-16, 225/55-16, 235/55-16, 245/50-16, 175/80-15, 195/70-15, 205/65-15, 215/65-15, 225/60-15, 235/60-15, 185/80-14, 195/75-14, 195/80-14, 205/75-14, 215/70-14, 245/60-14
S46	215/50-18, 235/45-18, 265/40-18, 185/65-17, 215/55-17, 225/55-17, 245/50-17, 175/75-16, 185/75-16, 205/65-16, 215/65-16, 225/60-16, 245/55-16, 185/80-15, 195/75-15, 205/70-15, 215/70-15, 225/65-15, 245/60-15, 225/70-14,
S50	205/55-18, 225/50-18, 235/50-18, 245/45-18, 255/45-18, 185/70-17, 215/60-17, 235/55-17, 255/50-17, 175/80-16, 205/70-16, 235/60-16, 255/55-16, 195/80-15, 205/75-15, 225/70-15, 255/60-15, 205/80-14, 215/75-14, 235/70-14
S54	245/50-18, 225/60-17, 245/55-17, 195/75-16, 215/70-16, 225/65-16, 245/60-16, 215/75-15, 225/75-15, 215/80-14,
S58	215/35-17, 175/50-16, 195/45-16, 205/40-16, 215/40-16, 155/65-15, 165/60-15, 175/55-15, 185/55-15, 195/50-15, 215/45-15, 165/70-14, 175/65-14, 185/60-14, 195/55-14, 205/55-14, 155/80-13, 175/70-13, 185/65-13, 195/65-13, 205/60-13, 225/55-13,
S62	215/80-15, 225/80-15, 245/75-15, 245/70-15, 255/70-15, 205/80-16, 215/75-16, 215/80-16, 225/75-16, 245/70-16, 255/65-16, 215/70-17, 225/70-17, 245/60-17, 245/65-17, 255/60-17, 275/55-17, 205/75-18, 255/55-18, 275/50-18, 255/50-19, 285/45-19, 285/40-20, 285-35-21, 285/30-22
S66	255/75-15, 265/70-15, 245/75-16, 255/70-16, 235/70-17, 265/60-17, 275/60-17, 235/65-18, 255/60-18, 265/55-18, 255/55-19, 275/50-19, 255/50-20, 265/45-20, 295/40-20, 265/35-22, 285/35-22
S70	235/80-16, 265/75-15, 265/70-16, 285/65-16, 245/70-17, 265/65-17, 285/60-17, 215/75-18, 265-60/18, 275/60-18, 285/55-18, 265/55-19, 275/55-19, 265/50/20, 295/45-20, 235/85-16, 265/75-16, 275/70-16, 265/70-17, 275/65-17, 285/55-19, 285/50-20, 255/50-21, 285/45-21

This is only a partial listing of tire size applications. For complete, up-to-date listings, please refer to pages 86-91, or to our website at: www.peerlesschain.com. Refer to vehicle owner's manual for any traction product limitations.

A Little Preparation takes you a long way.

Nothing is more assuring in a winter storm.

**Choosing the right chain can be the difference of staying on the road
or off on the side waiting for a Wrecker. The difference may cost less
than tonight's dinner.**

**We strongly recommend you take a look at the options available
and find the one that's right for you.**





Quik Grip

Ladder-Style Link Chain

Good for on & off-road, steep grades, deep snow, back roads, unplowed side streets, etc.

Radial Chain

Ladder-Style cable chain

Good for on-road use, packed snow, icy highways and side streets, etc.



Z® Passenger and Z® SUV/LT

Diagonal-Pattern Cable Chain

Better for use on-road, steep grades, deep snow, packed snow, icy roads. Compatible with traction control and/or ABS systems.

Quik Grip Alloy

Alloy Ladder-Style Link Chain

Excellent traction and durability for both on and off road applications. Aggressive square rod cross chains are ideal for steep grades, deep snow, ice & mud.



Super Z6® & Super Z8®

Diagonal-Pattern Cable Chain

Best for on-road, steep grades, deep or packed snow and icy roads. Most compatible with traction control and ABS systems. Outstanding all-around traction. Best for vehicles with restricted clearance.

Z-Chain®

Diagonal-Pattern Cable Chain

All of the benefits of Super Z® plus outstanding traction with unequalled speed & ride capabilities for emergency response equipment.

Auto-Trac®

Diamond-Pattern Link Chain

Easy installation and removal with no need to re-tighten. Best durability of any link-style chain for cars and light trucks. Excellent compatibility with ABS and traction control systems.

Light Truck



Meets S.A.E. Class "S" Requirements

Z-CHAIN[®] Diagonal-Pattern Cable Chain provides extreme performance for high-end and professional applications. The choice of professional fleets everywhere!

Over the past two decades, Z-Chain has become the winter traction product of choice for police, fire, ambulance and other professional fleets throughout North America. Z-Chain's fast installation, aggressive traction performance and extreme durability simply out-class all other options.

Z-Chain was originally designed for police departments and emergency fleets, but with its high performance features, skiers and other demanding users have found Z-Chain to be the best winter traction product available!

Chain tensioners should NOT BE USED



Fast, Secure Installation and Removal

Z-Chain can be installed without the need of moving the vehicle, allowing for faster installation. It's unique fastening system allows for secure installation without the need of additional chain tensioners.

Low Potential Damage to Vehicle

Operates within the space limitations of Class "S" clearance requirements, even in light truck sizes. Doesn't require chain tensioners that can scratch or damage alloy or protruding wheels and wheel covers. Unique fastening system reduces fly-off, provides less road impact and greatly extends the life of the chain.

Superior All-Around Traction Performance

Manganese alloy crossmembers for superior durability. Constant contact between the tire and road surface allows for maximum efficiency of anti-lock brakes(ABS), all-wheel drive (AWD) and other computer assisted traction/braking systems. Diagonal pattern provides greater lateral traction for improved cornering and braking, in addition to starting and stopping.



Outside Fastener



Inside Fastener



Diagonal Crossmember



Includes:

- Handy bag
- Illustrated instructions
- Gloves with long sleeves



Stock #

NOTE: Partial listing of tire sizes

Stock #									Weight per pair (lbs.)	Replacement Cross Chain #
Z-539	175/65-15,	185/55-15,	185/60-15,	185/65-15,	195/50-16,	195/55-16,	195/60-15,	205/50-16	10.75	Z-9380
Z-547	205/50-17,	205/55-16,	205/60-16,	215/45-17,	215/45-18,	215/50-17,	215/60-16,	225/45-17	11.50	Z-9384
Z-555	215/55-17,	215/65-16,	225/45-18,	225/50-17,	225/50-18,	225/55-17,	235/45-18,	245/40-19	12.00	Z-9388
Z-563	215/65-17,	215/70-16,	225/60-17,	235/50-18,	235/55-17,	235/60-16,	245/45-19,	285/35-19	12.00	Z-9388
Z-571	215/55-18,	225/60-18,	225/65-17,	235/50-19,	235/65-17,	235/70-16,	235/75-15		12.25	Z-9390
Z-575	235/55-19,	245/45-20,	245/50-20,	245/65-17,	LT245/70-17,	245/75-15,	255/45-20,	265/60-17	12.25	Z-9394
Z-579	255/55-20,	255/70-18,	265/60-18,	265/65-17,	265/70-17,	LT265/70-17,	265/75-16,		12.50	Z-9394
Z-583	LT255/75-17,	265/70-18,	LT265/70-18,	275/55-20,	275/60-20,	275/70-18,	285/45-22,	LT285/70-17	13.00	Z-9398

Packaged: 1 pair per bag / 3 pair per master carton

Order unit: Pair

Minimum order quantity: Master carton



LT Slim Z Cables

Meets S.A.E. Class "S" Requirements

Super Z⁸

Diagonal-Pattern Cable Chain for vehicles with VERY limited operating clearance.

Automotive designers are constantly trying to build vehicles with larger and more comfortable interior spaces and commercial vehicle designers are trying to make room for a larger payload. The easiest way to do this would be to just make bigger vehicles, but there are legal and practical limits on just how big they can get! So, clever designers first try to make sure there's no existing space that's not being used – like the space around a vehicle's tires. In fact, designers have become so good at finding other uses for this space that there are now hundreds of vehicle models whose owner's manuals warn "don't use tire chains" or words to that effect.

Easy Installation and removal

A split outside cable with two fastening positions allows for easy installation without moving the vehicle, and there's no need to stop and retighten.

Super Low Clearance

Super Z⁸ is based on our Super "Z" ideas, but with a couple of important differences. Super Z⁸ is the only steel traction product that can operate on new, larger SUV tires and small to medium sized commercial vehicles with drive tire clearances as low as 8mm (5/16").

ALLOY Steel for Long Life

Manganese alloy crossmembers for superior durability. Constant contact between the tire and road surface allows for greater compatibility with electronic "Traction Management Systems" (ABS, 4WD & AWD). Diagonal pattern provides greater lateral traction for improved cornering and braking, in addition to starting and stopping. Super Z⁸ is even stronger and more durable than other "Z" products.

Chain tensioners **REQUIRED** and are included

Light Truck



Includes:

- Easy store bag
- Rubber tensioners
- Illustrated instructions



Stock #

NOTE: Partial listing of tire sizes

Weight per pair (lbs.)

Stock #	NOTE: Partial listing of tire sizes								Weight per pair (lbs.)
SZ462	8.25-15TR,	245/70-19.5,	245/75-19.5,	255/70-19.5,	275/70-18,	LT275/70-18,	LT285/70-17,	305/70-16	18.60
SZ468	9.00-15TR,	9.5-17.5,	255/60-22.5,	265/70-19.5,	LT265/85-16,	LT275/65-20,	285/65-18,	LT295/75-17	19.65
SZ474	33x12.50-15LT,	33x12.50-17,	33x12.50-20,	295/70-17,	305/60-18,	LT305/65-17,	315/70-16,	325/50-20	19.65
SZ480	33x13.50-15LT,	36x14-15LT,	36x14.50-15LT,	36x14.50-16.5LT,	36x15.50-15LT,	355/65-15			21.75
SZ486	10.00-15TR,	245/70-22.5,	285/70-19.5,	LT305/65-18,	305/70-17,	315/75-16,	315/75-17		21.40
SZ492	8.25-20,	9-22.5,	245/75-22.5,	255/75-22.5,	295/75-17.5,	305/70-18,	LT315/70-17,	325/65-18	21.55
SZ497	7.00-20,	10-17.5,	225/70-22.5,	255/70-22.5,	265/75-19.5,	275/70-19.5,	295/70-19.5,	LT305/85-16	18.75

Packaged: 1 pair per bag / 2 pair per master carton

Order unit: Pair

Minimum order quantity: Master carton

This is only a partial listing of tire size applications. For complete, up-to-date listings, please refer to pages 86-91, or to our website at: www.peerlesschain.com. Refer to vehicle owner's manual for any traction product limitations.

Meets S.A.E. Class "S" Requirements



Z® cable chain is the most popular choice for passenger cars, light truck and SUV's. "Z" Performance for passenger, light trucks, SUVs and 4x4s at a moderate price.

Z® SUV/LT is Z® Passengers series companion product for sport utility vehicles and pickups. The design is the same as the Z® Passengers, but features larger and tougher components. This product also features the same "designed-in" rubber tensioner as the Z® Passengers so there is no need to stop and retighten. Z® SUV/LT covers the majority of light truck tires with only five stock numbers.

Chain tensioners **REQUIRED** and are included



Includes:
Plastic Box rubber tensioners
Illustrated instructions.

Easy Installation and Removal

The fastest, easiest installation of any traction product, with included rubber tighteners.

Superior All-Around Traction Performance

Better all-around traction performance than conventional cable or link tire chains. Traction coils provide greater durability to conventional link chains. Better compatibility with anti-lock brakes, traction control, all-wheel drive and other electronically monitored control systems.

Stock #	<i>NOTE: Partial listing of tire sizes</i>								Weight per pair (Lbs.)	Replacement Cross Chain #
ZT729	225/60-18,	235/55-19,	235/60-18,	235/65-17,	235/70-16,	235/75-15,	245/45-20,	265/40-20	13.25	ZT1742
ZT735	235/65-18,	245/50-20,	245/55-19,	245/60-18,	245/65-17,	245/70-16,	275/40-20		13.50	ZT1742
ZT741	245/60-20,	245/70-17,	245/75-17,	LT245/75-17,	255/60-18,	265/50-19,	265/70-16,	275/45-20	14.00	ZT1744
ZT747	LT235/80-17,	255/55-20,	255/70-18,	265/50-20,	265/65-18,	265/70-17,	LT265/70-17,	265/75-16	14.75	ZT1746
ZT751	LT255/75-17,	265/70-18,	LT265/70-18,	275/55-20,	275/60-20,	275/65-18,	LT275/65-18,	285/45-22	14.50	ZT1746

Packaged: 1 pair per box / 2 pair per master carton

Order unit: Pair

RADIAL CHAIN

The "original" cable chain for cars & light trucks

Radial Chain was originally conceived to save sidewall wear on radial tires and was the first brand name in "cable chain" winter traction products. Its consumer friendly features caused a revolution in winter traction, and it's still recognized as a market leader.

Does Not Meet S.A.E. Class "S" Requirements

Simple Mounting and Removal

All metal fastening system and it's low weight allow for Radial Chain to be installed in just minutes.

Long Life and Smooth Ride

All steel construction means that components last longer and wear less. Coils wear evenly across all surfaces extending the life of the chain.

Low Operating Requirements

Operates within relatively low space limitations. Doesn't require chain tensioners that can damage alloy or protruding wheels and wheel covers.



Chain tensioners should **NOT BE USED**

Includes:
Box
Rubber tensioners
Illustrated instructions



Stock #	<i>NOTE: Partial listing of tire sizes</i>								Weight per pair (Lbs.)
TC211MM	225/55-18,	225/60-18,	225/65-17,	LT225/75-16,	235/65-17,	235/70-16,	235/75-15		10.80
TC2212MM	235/60-18,	235/75-16,	235/75-17,	245/50-19,	245/55-18,	245/65-17,	245/70-17,	LT245/70-17	11.50
TC2512MM	LT235/80-17,	245/75-16,	LT245/75-16,	LT245/75-17,	255/65-18,	265/70-17,	LT265/70-17,	265/75-16	12.70

Packaged: 1 pair per box / 4 pair per master carton

Order unit: Pair

Minimum order quantity: Master carton



Auto Tension-Diamond

Meets S.A.E. Class "S" Requirements



The Auto-Trac® advantage:

It automatically adjusts and tightens while you drive!

Auto-Trac® snow chains feature a patented Automatic Tightening and Centering System.

Auto-Trac® can be installed without moving (or jacking up) the vehicle! The patented, ratcheting tightening system automatically tightens the chain while driving. Just connect the inside cable, attach the two outside self-tighteners and drive! No additional chain tighteners are necessary or recommended.

Auto-Trac® cross member links are made of manganese alloy steel, allowing them to be shorter, narrower and lighter than conventional cross members. This reduces "fly-off" during operation and provides more gripping points. The high impact, self-tightening ratchet system ensures a snug fit and eliminates the need to stop and retighten the chains after installation. Auto-Trac® also features an aggressive diamond patterned cross-chain designed for superior traction and a smooth ride.

Discover the Auto-Trac advantage!

Automagic Installation

Split outside chain allows easy installation and removal, with no need to move the vehicle and no need to manually re-tighten after installation. The two patented, ratcheting tightening system automatically tightens chains while driving.

Better Traction and Smoother Ride

Meets Class "S" clearance requirements. 3.8mm alloy links allow for lighter crossmembers and lower profiles reducing vehicle vibrations. Diamond pattern provides more gripping points for better lateral traction.

Best Durability in Link Style Chains

Low-mass "D" cross sections reduces impact on road surface. Case hardened manganese alloy cross-chains provide extended wear life over standard link products.



Chain tensioners should NOT BE USED

Light Truck

Easy "3-step" Installation



Includes:

- Bag
- Illustrated instructions
- Plastic gloves
- Accessory kit



Stock #	NOTE: Partial listing of tire sizes								Weight per pair (Lbs.)		
0231705	215/80-16,	LT215/85-16,	LT225/75-17,	LT225/85-16,					13.00		
0231805	225/55-19,	235/50-19,	235/65-17,	285/35-20					14.00		
0231905	225/75-16,	235/75-16,	LT235/75-16,	235/75-15,	LT235/75-15				14.00		
0232105	31x10.50-15LT,	245/60-20,	LT245/75-17,	255/70-16,	255/70-17,	265/40-22,	275/45-20		14.00		
0232405	235/55-19,	245/50-20,	245/70-16,	255/60-18,	255/65-16,				14.00		
0232605	255/75-17,	LT255/75-17,	265/70-17,	LT265/70-17,	265/75-15,	265/75-16,	LT265/75-16,	275/45-22	15.00		
0232805	275/70-18,	LT275/65-18,	265/70-18,	LT265/70-18,	LT275/70-17,	LT285/70-17,	275/65-18,	275/60-20,	255/70-18,	275/55-20	16.00

Packaged: 1 pair per box / 2 pair per master carton

Order unit: Pair

This is only a partial listing of tire size applications. For complete, up-to-date listings, please refer to pages 86-91, or to our website at: www.peerlesschain.com. Refer to vehicle owner's manual for any traction product limitations.

NOT Made for S.A.E. Class "S" Requirements

QUIK GRIP 2200 Light Truck



The Standard in Traction Performance

The Quik Grip – Type LSH is a standard twist link chain designed for moderate snow and ice. These are available in both CAM style and NON-CAM style versions. The CAM lock is a convenient way to tighten down the chains without tensioners.

Chain tensioners (QG20007, QG20071, or QG20074-10) are required for NON-CAM product and optional for CAM, sold separately. CAM tool (QG20095) is supplied in each bag of CAM chain

Tensioners, replacement cross members and other parts are available through some retailers.



Includes:

Plastic box
Illustrated instructions



Duals

Single		Single Cam		Dual Triple		Dual Triple Cam		NOTE: Partial listing of tire sizes	Cross Chain		
Stock #	Weight per pair (lbs.)	Stock #	Weight per pair (lbs.)	Stock #	Weight per pair (lbs.)	Stock #	Weight per pair (lbs.)		CC Stock #	Dia. (Inches)	No. of links
QG2209	22.30	-	-	-	-	-	-	7-14.5, 7.00-14LT, LT195/75-14, 195/75-16, 195/75-16	QG6219	0.219	9
QG2211	25.25	-	-	-	-	-	-	7.00-15, 7-17.5, 215/75-15, LT215/75-15	QG6219	0.219	9
QG2214	29.25	QG2214CAM	27.00	-	-	-	-	7.00-18, 7.00-20, 7-22.5, 7.50-17, 8-19.5, 225/70-22.5	QG6221	0.219	10
QG2216	24.25	QG2216CAM	22.00	-	-	-	-	8.00-16.5, 27X8.50-14, 205/75-16, 205/80-16, 225/70-15	QG6221	0.219	10
QG2219	26.00	QG2219CAM	25.00	QG4219	44.00	QG4219CAM	45.00	8-17.5, 205/75-17.5, 215/85-16, 225/70-17, 235/55-19, 245/45/20	QG6221	0.219	10
QG2221	28.00	QG2221CAM	26.50	QG4221	47.00	QG4221CAM	48.00	215/75-17.5, 225/70-19.5, 235/75-16, 245/70-17, 245/70-17, 245/75-16	QG6221	0.219	10
QG2226	32.80	QG2226CAM	33.00	-	-	-	-	295/75-17.5, 305/70-17, 305/70-18, 315/70-17, 315/75-16, 315/75-17	QG6229	0.219	14
QG2228	30.50	QG2228CAM	29.00	-	-	QG4228CAM	48.80	235/80-17, 245/75-19.5, 255/70-18, 265/70-17	QG6225	0.219	12
QG2229	26.70	QG2229CAM	25.00	-	-	QG4229CAM	46.00	225/60-18, 225/65-17, 235/60-18, 235/70-16, 245/60-18, 245/65-17	QG6225	0.219	12

Packaged: 1 pair per plastic box, 3 pair per master carton

Order unit: Pair



Alloy - Square Rod

NOT Made for S.A.E. Class "S" Requirements

Square Rod Link Chain **QUIK GRIP**

Square Rod Quik Grip Alloy chains are available in both singles and duals. Quik Grip Alloy cross chains are made from high grade manganese alloy steel. Alloy tire chains wear considerably longer than regular carbon steel chains. This makes them ideal for trucks that use their chains often and/or for extended periods of time. The "square rod" links have more gripping power than round rod chains. The heavy duty cross chains will out perform any traditional ladder link chain on the market, lasting longer and providing much more aggressive traction.

Long-Wearing Straight Square Rod Links

Large 5.5mm and Oversized 7mm heavy duty alloy links for better life and grip. Square rod links have more gripping power than traditional round rod link chains.

Extra Durable Alloy Steel

Extra durable manganese alloy steel with a yellow chromate finish for long durability. Deep case hardening resists wear and reduces chance of breakage over the life of the chain.

Built-in CAM Tightening System

Chain tensioners (QG20007, QG20071, or QG20074-10) are required for NON-CAM product and optional for CAM, sold separately. CAM tool (QG20095) is supplied in each bag of CAM chain

Light Truck



Packaged in:

Cloth bag



Duals

Reversible For longer life

Square rod links



Single		Dual Triple		NOTE: Partial listing of tire sizes					Cross Chain		
Stock #	Weight per pair (Lbs.)	Stock #	Weight per pair (Lbs.)	CC Stock #	Dia. (mm)	No. of links					
QG2121	28.30	QG4121	46.25				215/75-17.5, 225/70-19.5, 235/75-16, 245/70-17, LT245/70-17, LT245/75-16	QG6121	5.5	10	
QG2126	30.50	-	-				295/75-17.5, 305/70-17, 305/70-18, LT315/70-17, 315/75-16, 315/75-17	QG6127	5.5	14	
QG2128	30.10	QG4128	49.95				LT235/80-17, 245/75-19.5, 255/70-18, LT265/70-17	QG6125	5.5	12	
QG2129	25.75	-	-				225/60-18, 225/65-17, 235/60-18, 235/70-16, 245/60-18, 245/65-17	QG6125	5.5	12	
QG3110	24.90	-	-				235/65-18, 245/60-18, 255/50-20, 255/65-16, 255/70-16, 265/70-16	QG6125	5.5	12	
QG3127	42.25	-	-				255/70-17, LT255/75-17, LT265/70-18, 265/75-16, LT265/75-16,	QG6153	7	13	
QG3129	44.65	-	-				275/55-20, 275/60-20, LT275/70-18, 285/70-17, 295/70-17, 305/70-16	QG6155	7	15	

Packaged: Single 1 pair per bag

Order unit: Pair

This is only a partial listing of tire size applications. For complete, up-to-date listings, please refer to pages 86-91, or to our website at: www.peerlesschain.com. Refer to vehicle owner's manual for any traction product limitations.

Reinforced V-Bar

NOT Made for S.A.E. Class "S" Requirements



QUIK GRIP BAR LT



The Agressive Standard Link V-Bar Chain

Quik Grip link chain for heavy duty light trucks is available in bar-reinforced styles (QG2800 Series for singles and QG4800 Series for duals). Often used for plowing, off-road jobs, hunting, and utility services.

Chain tensioners (QG20007, QG20071, or QG20074-10) are required for NON-CAM product and optional for CAM, sold separately. CAM tool (QG20095) is supplied in each bag of CAM chain.

Please Note: This traction product is made for aggressive traction.



Packaged in:

Heavy duty cloth bag



Duals

Single		Single Cam		Dual Triple		Dual Triple Cam		NOTE: Partial listing of tire sizes	Cross Chain		
Stock #	Weight per pair (lbs.)	Stock #	Weight per pair (lbs.)	Stock #	Weight per pair (lbs.)	Stock #	Weight per pair (lbs.)		CC Stock #	Dia. (Inches)	No. of links
QG2809	22.00	-	-	-	-	-	-	7-14.5, 7.00-14LT, LT195/75-14, 195/75-16, 195/75-16	QG6819	0.234	9
QG2811	26.00	-	-	-	-	-	-	7.00-15, 7-17.5, 215/75-15, LT215/75-15	QG6819	0.234	9
QG2814	30.00	QG2814CAM	31.90	QG4814	49.25	-	-	7.00-18, 7.00-20, 7-22.5, 7.50-17, 8-19.5, 225/70-22.5	QG6821	0.234	10
QG2816	24.00	QG2816CAM	35.50	QG4816	41.00	-	-	8.00-16.5, 27X8.50-14, 205/75-16, 205/80-16, 225/70-15	QG6821	0.234	10
QG2819	26.50	QG2819CAM	27.00	QG4819	44.00	QG4819CAM	50.00	8-17.5, 205/75-17.5, 215/85-16, 225/70-17, 235/55-19, 245/45/20	QG6821	0.234	10
QG2821	28.00	QG2821CAM	28.50	QG4821	47.00	QG4821CAM	52.50	215/75-17.5, 225/70-19.5, 235/75-16, 245/70-17, 245/70-17, 245/75-16	QG6821	0.234	10
QG2826	36.80	QG2826CAM	37.20	QG4826	55.25	-	-	295/75-17.5, 305/70-17, 305/70-18, 315/70-17, 315/75-16, 315/75-17	QG6829	0.234	14
QG2828	31.00	QG2828CAM	31.50	QG4828	47.80	QG4828CAM	56.00	235/80-17, 245/75-19.5, 255/70-18, 265/70-17	QG6825	0.234	12
QG2829	27.00	QG2829CAM	27.50	QG4829	45.00	QG4829CAM	53.00	225/60-18, 225/65-17, 235/60-18, 235/70-16, 245/60-18, 245/65-17	QG6825	0.234	12

Packaged: Single 1 pair per bag

Order unit: Pair



Heavy Duty V-Bar

NOT Made for S.A.E. Class "S" Requirements



Heavy Duty V-bar chains come from an old tradition of specialized chain made for the toughest conditions in Canada and Alaska. In these bitter cold temperatures, icy road surfaces, blizzard conditions, it is critical to have equipment that won't fail risking down time and injury. Professional grade components built all around tough and dependable will assure you get the job done and make it home safe.

Work requirements often take us deeper into harsh environments with unforeseeable conditions that demand more aggressive traction to make it through and back safely. Make sure you have equipment that is up to the task and dependable.

Heavy Duty V-Bar for Professional Use

In this business, size matters.

- 20% larger .281 cross chain for more aggressive applications, greater torque, and longer life.
- 40% larger side chain for tough applications.
- 50% larger end hooks resist opening with severe use.



Special CTO Heat Treatment

These heavy duty V-Bar chains undergo a special heat treatment to prevent brittleness in extreme cold conditions found in Canada, Rocky Mountains, Alaska, and other high altitude cold environments.

Built-in CAM Tightening System

Tensioners not required for the perfect fit.



Light Truck

Packaged in:

Cloth bag with cam tool



Regular		Cam Style		Cross Chain					
Stock #	Weight per pair (Lbs.)	Stock #	Weight per pair (Lbs.)	CC Stock #	Dia. (Inches)	No. of links			
QGV315	39.50	QGVC315	40.00	205/75-17.5, 215/75-17.5, 235/70-16, 245/65-17, LT245/70-17, LT245/75-16			QGV5315	0.281	9
QGV320	43.00	QGVC320	43.50	215/75-19.5, 225/70-19.5, 225/75-19.5, LT235/80-17, 245/70-17.5, LT245/75-17			QGV5315	0.281	9
QGV322	45.00	QGVC322	45.50	245/75-19.5, 245/85-17.5, 285/70-19.5, 295/85-16, 10-17.5, 8-22.5			QGV5315	0.281	9

NOTE: Partial listing of tire sizes

Packaged: Single 1 pair per bag

Order unit: Pair

This is only a partial listing of tire size applications. For complete, up-to-date listings, please refer to pages 86-91, or to our website at: www.peerlesschain.com. Refer to vehicle owner's manual for any traction product limitations.

NOT Made for S.A.E. Class "S" Requirements

QUIK GRIP BAR Wide



For 4-wheel drive and sport utility vehicles (singles)

Tough components for rugged terrain
Built for moderate off road use in snow and mud.

Chain tensioners (QG20007, QG20071, or QG20074-10) are required for NON-CAM product and optional for CAM, sold separately. CAM tool (QG20095) is supplied in each bag of CAM chain.

Regular		Cam Style		NOTE: Partial listing of tire sizes						Cross Chain			Side Chain		
Stock #	Weight per pair (Lbs.)	Stock #	Weight per pair (Lbs.)	CC Stock #	Dia. (Inches)	No. of links	CC Hook #	SC Stock #	Dia. (Inches)	Fastener Stock #					
QG3210	24.70	QG3210CAM	27.50	QG6225	0.234	12	QG20051	QG30040	0.219	QG20063					
QG3227	37.10	QG3227CAM	38.00	QG6253	0.281	10	QG20053	QG30060	0.281	QG20065					
QG3229	39.40	QG3229CAM	41.10	QG6259	0.281	12	QG20053	QG30060	0.281	QG20065					
QG3235	46.00			QG6259	0.281	12	QG20053	QG30060	0.281	QG20065					
QG3237	42.00			QG6265	0.281	16	QG20053	QG30060	0.281	QG20065					

Packaged: 1 pair per bag

Order unit: Pair

QUIK GRIP BAR Mud



Packaged in:

Heavy duty cloth bag



For 4-wheel drive and sport utility vehicles

Big, Bold, and Mighty

In mud and deep snow, size counts. Bigger cross chains, stronger side chain, stronger connectors. Designed specifically for mud and snow, these chains get you through it.

Chain Tensioner Required

Sold Separately (QG20007, QG20071, or QG20074-10)

Single		Dual		NOTE: Partial listing of tire sizes						Cross Chain		
Stock #	Weight per pair (lbs.)	Stock #	Weight per pair (lbs.)	CC Stock #	Dia. (Inches)	No. of links	CC Stock #	Dia. (Inches)	No. of links			
QG2435	37.00	-	-	QG6256	0.312	8	QG6256	0.312	8			
QG2437	39.50	-	-	QG6260	0.312	9	QG6260	0.312	9			
QG2439	42.00	-	-	0625610	0.312	8	0625610	0.312	8			
		*0441220	82.00									

Packaged: Single 1 pair per bag, Dual Triple 1/2 pair per bag Order unit: Pair * USA Made- sold in a drum



4WD & Wide

NOT Made for S.A.E. Class "S" Requirements

For 4-wheel drive and sport utility vehicles (singles)
Maximum recommended speed is 20mph.



Significantly Better Traction

Reinforced "V-Bar" studs grip ice and packed snow better than standard link chain products. Great for hard to reach snow areas.

Chain Tensioner Required

Sold Separately (QG20007, QG20071, or QG20074-10)



QUIK GRIP BAR Wide



Light Truck

Stock #	NOTE: Partial listing of tire sizes	Weight per pair (lbs.)	Cross Chain				Side Chain		
			CC Stock #	Dia. (Inches)	No. of links	CC Hook #	SC Stock #	Dia. (Inches)	Fastener Stock #
QG3810	235/65-18, 245/60-18, 255/50-20, 255/65-16, 255/70-16, 265/70-16	28.75	QG6825	0.234	12	QG20051	QG30040	0.219	QG20063
QG3827	255/70-17, LT255/75-17, 265/70-18, 265/75-16, 265/75-16, 275/65-18	40.00	QG6853	0.281	10	QG20053	QG30060	0.281	QG20065
QG3829	275/55-20, 275/60-20, 275/70-18, 285/70-17, 295/70-17, 305/70-16	43.00	QG6859	0.281	12	QG20053	QG30060	0.281	QG20065

Packaged: 1 pair per bag

Order unit: Pair

4WD, SUV, and Professional Use

Strong Alloy for long life on or off road

Aggressive straight edge technology and advanced steel alloys make this a tough and long lasting choice for the user who is looking for all-round performance and long life. Built to last several times longer than normal chains.

Chain Tensioner NOT Required

QUIK GRIP ALLOY Square HD Wide

Packaged in:

Cloth bag

Cam tool



Stock #	Weight per pair (lbs.)	NOTE: Partial listing of tire sizes	Cross Chain		
			CC Stock #	Dia. (Inches)	No. of links
QG3110	24.90	235/65-18, 245/60-18, 255/50-20, 255/65-16, 255/70-16, 265/70-16	QG6125	5.5mm	12
QG3127	42.25	255/70-17, LT255/75-17, LT265/70-18, 265/75-16, LT265/75-16, LT275/65-18	QG6153	7mm	13
QG3129	44.65	275/55-20, 275/60-20, LT275/70-18, 285/70-17, 295/70-17, 305/70-16	QG6155	7mm	15
QG3135	45.00	35x12.5-15, 35x12.5-18, 37x13.5-18, 37x14.5-20, (adjustable sizing)	QG6155	7mm	15
QG3136	47.00	38x14.5-20, 38x15.5-20, 40x13.5-17, 40x15.5-20 (adjustable sizing)	QG6155	7mm	15

Packaged: Single 1 pair per bag

Order unit: Pair

Reversible
For longer life

A Good Set of Chains

**Looking for assurance in a winter storm?
Need stability to stay in control?**

**Choosing the right chain can be the difference of staying on the road
or off in a ditch waiting for a Wrecker.**

**We strongly recommend you take a look at the options available and
find the one that's right for you.**

Commercial Truck Chains

Whether you are a large fleet, small owner operator, special carrier, construction unit, driver, manager, owner etc. you'll know that winter weather can create a whole new set of circumstances that make your job more more difficult.

Getting out and installing chains on a cold and windy night, making sure chains are in good order and ready for the next trip, repairing or replacing worn out chains, or balancing the options of sitting the storm out and loosing the income for those days. We understand these stories and work every-day to make our chains easier to install, longer lasting, smoother to drive on, and more affordable.

Today's Trucks are more advanced and complex than ever before. Driving assistance, braking systems, ride control, and air dynamics all work together with driver skill to move your trucks and drivers down the road with ease and efficiency. Advances in Traction Chains are also helping drivers maintain traction, stability, and control over the passes and through packed ice and deep snow. Peerless Brand Tire chains are leading the way in new technology, improved traction, longer life, and easier installations.

You may not think you need tire chains now, but imagine how nice it will be when the conditions require you to have them.



Quik Grip

Ladder-Style Link Chain

Good for on & off-road, steep grades, deep snow, back roads, unplowed side streets, etc.

Radial Chain

Ladder-Style cable chain

Good for on-road use, packed snow, icy highways and side streets, etc.



Z® Passenger and Z® SUV/LT

Diagonal-Pattern Cable Chain

Better for use on-road, steep grades, deep snow, packed snow, icy roads. Compatible with traction control and/or ABS systems.

Quik Grip Alloy

Alloy Ladder-Style Link Chain

Excellent traction and durability for both on and off road applications. Aggressive square rod cross chains are ideal for steep grades, deep snow, ice & mud.



Super Z® HD

Best for on-road, steep grades, deep or packed snow and icy roads. Most compatible with traction control and ABS systems. Outstanding all-around traction. Best for vehicles with restricted clearance.

Diamond Blue®

Diamond-Pattern Link Chain

Easy installation and removal with best durability of any link-style chain for trucks. Excellent compatibility with ABS and traction control systems.

Studded Chain

8mm Studded Link Chain

Outstanding grip performance for rough and hazardous terrain. Keeps you on the road and in control.



Commercial Truck

SUPER **SOX** Advanced Traction Technology

Must have gear. Make sure you're prepared for winter weather.

Fits most standard truck tires. No special instructions... just slip over your tire and you're on your way.



HD100 Series – SuperSox with spike Pads. Grip Fabric, Polyethylene Wear Pads and Spikes



Includes:

Handy Bag
Illustrated instructions



HD200 series – SuperSox with Jacquard Pro Long lasting Fabric with gripping woven texture

Extra Spike Traction

Tungsten steel spikes grab the ice around corners as well as starting and stopping. Spikes also offer superior traction on packed snow.

Easy Installation

Intuitive design is really as simple as slipping the SuperSox half way over the tire, and then moving forward half a tire distance and slipping the rest on tire to finish.

Traction Pads for longer life

Fabric synergistically while adding significant traction and stability to the overall performance of these SuperSox.

Lightweight and easy to store

SuperSox come in a small easy to store package and weigh only 10% of standard truck chains. After use, just dry them off and fold back up for easy storage.

No damage to wheels

If you are fearful of potential damage tire chains can have on Aluminum or Alloy wheels, SuperSox is perfect for your application.

Extra Long Life Jacquard Fabric

If you are looking to extend the life of your SuperSox this specially woven fabric stands the test with superior wear and additional traction benefits.

Stock #		** Partial listing of tire sizes	Spike Pad		JacQuard Pro	
Spike	JacQuard		No. of Pads	Weight/Pair (lbs.)	No. of CC per 1/2 pair	Weight per pair (lbs.)
S100	S200	275/75-22.5, 275/70-22.5, 275/80-22, 295/75-22.5	23	6.0	0	4.0
S120	S220	11-22.5, 305/70-22.5	25	7.0	0	5.0
S140	S240	295/8022.5, 11-24.5	27	8.0	0	6.0

Packaged: 1 pair per bag

Order unit: Pair



Diamond Blue

Diamond Blue cross chains are made from high grade manganese alloy steel. Alloy tire chains wear considerably longer than regular carbon steel chains. This makes them ideal for trucks that use their chains often and/or for extended periods of time. Diamond Blue weigh an average of 25% less than equivalent standard highway chains making them easier to install. The "D" shaped or "square rod" links have more gripping power than round rod chains.

Combine that with the diamond pattern design of the cross chains, and they have proven to be among the longest lasting, best gripping, most dependable chains on the market.

Diamond Blue Features:

- Bell shaped cross chain end hooks.
- 5.5mm "D" shaped alloy cross chains.
- Diamond pattern cross chains provide better lateral traction than ladder style chain.
- Silver zinc finish with blue powdercoat side chain.

See Traction Products comparison chart on page 5.



Commercial Truck



Packaged in:
Cloth bag



Stock #	** Partial listing of tire sizes				Weight per pair (lbs.)	Cross Chain			Side Chain			
						CC Stock #	Dia. (mm)	No. of links	CC Hook #	SC Stock #	Dia. (mm)	Fastener Stock #
DB2141	9.00-20,	10-22.5			39.60	DB6051	5.5	9-5-11	*DB9853	DB30050	5.5	*DB9886
DB2143	275/75-22.5,	275/80-22.5,	285/75-22.5,	295/70-22.5,	40.80	DB6053	5.5	11-5-11	*DB9853	DB30050	5.5	*DB9886
DB2145	10.00-20,	11-22.5,	13/80-20,	285/70-24.5,	40.50	DB6051	5.5	9-5-11	*DB9853	DB30050	5.5	*DB9886
	305/70-22.5,	315/70-22.5										
DB2147	275/80-24.5,	285/75-24.5			41.75	DB6053	5.5	11-5-11	*DB9853	DB30050	5.5	*DB9886
DB2149	10.00-22,	11-24.5			40.75	DB6051	5.5	9-5-11	*DB9853	DB30050	5.5	*DB9886
DB2151	11.00-20,	12-22.5,	285/80-22.5,	285/80-24.5,	42.25	DB6053	5.5	11-5-11	*DB9853	DB30050	5.5	*DB9886
	295/80-22.5,	315/80-22.5										

Packaged: 1 pair per bag

Order unit: Pair

This is only a partial listing of tire size applications. For complete, up-to-date listings, please refer to pages 86-91, or to our website at: www.peerlesschain.com. Refer to vehicle owner's manual for any traction product limitations.

QUIK GRIP Standard Highway Service Chains



Duals

Ask about our Bulk Load container programs

Chain tensioners (QG20009, QG20069 or QG20073) are required for NON-CAM product and optional for CAM, sold separately.

CAM tool (QG20095) is supplied in each bag of CAM chain.

Single		Single Cam		Dual Triple		Dual Triple Cam		NOTE: Partial listing of tire sizes	Cross Chain		
Stock #	Weight per pair (lbs.)	Stock #	Weight per pair (lbs.)	Stock #	Weight per pair (lbs.)	Stock #	Weight per pair (lbs.)		CC Stock #	Dia. (Inches)	No. of links
QG2235	62.80	-	-	QG4235	102.50	-	-	11.5-22.5, 295/75-24.5	QG6255	0.281	11
QG2237	40.00	-	-	QG4237	74.00	-	-	7.50-20, 245/70-22.5, 255/60-22.5, 265/75-19.5	QG6251	0.281	9
QG2239	45.00	QG2239CAM	46.00	QG4239	80.00	QG4239CAM	82.00	8.25-20, 9-22.5, 245/75-22.5, 255/70-22.5, 275/70-22.5	QG6251	0.281	9
QG2241	49.00	QG2241CAM	49.00	QG4241	85.00	QG4241CAM	86.00	9.00-20, 10-22.5	QG6251	0.281	9
QG2243	49.70	QG2243CAM	52.30	QG4243	91.00	QG4243CAM	92.00	275/75-22.5, 275/80-22.5, 285/75-22.5, 295/70-22.5	QG6253	0.281	10
QG2245	50.60	QG2245CAM	52.40	QG4245	92.00	QG4245CAM	94.00	10.00-20, 11-22.5, 13/80-20, 285/70-24.5	QG6251	0.281	9
QG2247	51.50	QG2247CAM	52.30	QG4247	94.00	QG4247CAM	96.00	275/80-24.5, 285/75-24.5	QG6255	0.281	11
QG2249	53.00	QG2249CAM	55.70	QG4249	96.00	QG4249CAM	100.00	10.00-22, 11-24.5	QG6253	0.281	10
QG2251	63.00	QG2251CAM	66.50	QG4251	114.00	-	-	11.00-20, 12-22.5, 285/80-22.5, 295/80-22.5, 30580-22.5	QG6260	0.312	9
QG2255	67.00	QG2255CAM	71.50	QG4255	128.00	-	-	12.00-20, 12.75-22.5, 305/75-24.5, 305/85-22.5	QG6263	0.312	10
QG2257	74.80	-	-	-	-	-	-	12.00-24	QG6263	0.312	10

Packaged: Single 1 pair per bag, Dual Triple 1/2 pair per bag

Order unit: Pair

QUIK GRIP Super Single



Packaged in:

Cloth bag
Cam tool



Super Single Wide Base Super Chain

Chain tensioners (QG20009, QG20069 or QG20073) are required for NON-CAM product and optional for CAM, sold separately.

CAM tool (QG20095) is supplied in each bag of CAM chain.

Regular		Cam Style		NOTE: Partial listing of tire sizes	Cross Chain		
Stock #	Weight per pair (lbs.)	Stock #	Weight per pair (lbs.)		CC Stock #	Dia. (Inches)	No. of links
QG3255	68.00	-	-	15-22.5, 16.5-19.5, 365/85-20, 385/65-22.5, 445/55-22.5	QG7213	0.312	13
QG3261	82.00	-	-	19-22.5, 19.5-19.5, 395/85-20, 445/65-22.5	QG7214	0.312	14
QG3269	72.50	*QG3269CAM	67.00	445/50-22.5, 455/50-22.5	QG7215	0.312	15
-	-	*QG3271CAM	73.50	16.5-22.5, 425/55-22.5, 425/65-22.5, 425/70-22.5, 445/65-19.5	QG7215	0.312	15

Packaged: Single 1 pair per bag

Order unit: Pair

*6 cams for superior performance



Truck Heavy Duty Chains

Professional grade components built all around tough and dependable will assure you get the job done and make it home safe. Work requirements often take us deeper into harsh environments with unforeseeable conditions that demand more aggressive traction to make it through and back safely. Make sure you have equipment that is up to the task and dependable.

QUIK GRIP HD

Built-in CAM Tightening System
Tensioners not required for the perfect fit.
Cam tool included.



Single		Dual Triple		Cross Chain		
Stock #	Weight per pair (lbs.)	Stock #	Weight per pair (lbs.)	CC Stock #	Dia. (Inches)	No. of links
QG2236HD	58.00	QG4236HD	104.50	<i>NOTE: Partial listing of tire sizes</i>		
				QG6263	0.312	10
QG2244HD	57.00	QG4244HD	102.00	QG6260	0.312	9
QG2250HD	60.00	QG4250HD	107.00	QG6260	0.312	9

Packaged: Single 1 pair per bag, Dual Triple 1/2 pair per bag

Order unit: Pair

Big, Bold, and Mighty

In mud and deep snow, size counts. Bigger cross chains, stronger side chain, stronger connectors. Designed specifically for mud and snow, these chains get you through it. Great for trucks who need to back into off-road conditions.

QUIK GRIP Mud Off-Road

Chain Tensioner Required

Sold Separately (QG20009, QG20069, or QG20073)



Includes:
Cloth bag



Single		Dual Triple		Mud Service Chain		
Stock #	Weight per pair (lbs.)	Stock #	Weight per pair (lbs.)	CC Stock #	Dia. (Inches)	No. of links
QG2448	77.50	QG4448	142.00	<i>NOTE: Partial listing of tire sizes</i>		
QG2452	82.50	QG4461	151.00	QG6435	0.375	11
-	-	* 0443520	130.00	QG6435	0.375	11
-	-	* 0443720	141.00	0643410	0.375	11
-	-	* 0444820	153.00	0643410	0.375	11
-	-	* 0446120			0.375	

Packaged: Single 1 pair per bag, Dual Triple 1/2 pair per bag Order unit: Pair

*Domestic Packaged 1 pair per drum

This is only a partial listing of tire size applications. For complete, up-to-date listings, please refer to pages 86-91, or to our website at: www.peerlesschain.com. Refer to vehicle owner's manual for any traction product limitations.

Commercial Truck

QUICK GRIP ALLOY

Square HD Wide

Manganese Alloy

For the tough jobs!

Quik Grip HD Alloy cross chains are made from high grade Titanium Manganese alloy steel. Titanium Alloy tire chains wear considerably longer than other Alloy steel chains. This makes them ideal for trucks that use their chains often and/or for extended periods of time.

The “square rod” links have more gripping power than round rod chains. The heavy duty cross chains will out perform any traditional ladder link chain on the market, lasting longer and providing much more aggressive traction.



Tough Alloy Steel

High grade manganese alloy steel for long durability. Deep case hardening resists wear and reduces chance of breakage over the life of the chain. Square rod has more gripping power than traditional round rod chains.

Cost Efficient

Longer durability means more mileage per dollar, lowering the overall cost of usage.

Built-in CAM Tightening System

Tensioners not required for the perfect fit. Cam tool included.

Packaged in:

Cloth bag
Cam tool



Square rod links



7mm Plus



Duals



Single		Dual Triple		NOTE: Partial listing of tire sizes	Cross Chain		
Stock #	Weight per pair (Lbs.)	Stock #	Weight per pair (Lbs.)		CC Stock #	Dia. (mm)	No. of links
QG2143	61.20	QG4143	109.70	275/75-22.5, 275/80-22.5, 285/75-22.5, 295/70-22.5, 295/75-22.5	QG6155	7	15
QG2145	61.50	QG4145	109.50	10.00-20, 10.00/90-20, 11-22.5, 285/70-24.5, 305/70-22.5, 315/70-22.5	QG6153	7	13
QG2147	65.50	QG4147	117.60	275/80-24.5, 285/75-24.5	QG6155	7	15
QG2149	65.40	QG4149	116.50	10.00-22, 11-24.5	QG6153	7	13
QG2151	61.00	-	-	11.00-20, 12-22.5, 285/80-22.5, 285/80-24.5, 295/80-22.5, 305/80-22.5	QG6160	8	9
QG2155	63.00	-	-	11.00-22, 12.00-20, 12.75-22.5, 305/75-24.5, 305/85-22.5, 315/80-22.5	QG6163	8	11

Packaged: Single 1 pair per bag, Dual Triple 1/2 pair per bag

Order unit: Pair



Duals

TiChrome Alloy

Lightweight -Smooth Ride

- Low Cost** for economic use
- Lightweight** for easy install
- Long life** or maintaining safety

6mm IcePik

Great for Fleets!

Single		Dual Triple		NOTE: Partial listing of tire sizes	Cross Chain		
Stock #	Weight per pair (lbs.)	Stock #	Weight per pair (lbs.)		CC Stock #	Dia. (mm)	No. of links
TC62143	61.20	TC64143	109.70	275/75-22.5, 275/80-22.5, 285/75-22.5, 295/70-22.5, 295/75-22.5	TC66155	6	15
TC62145	61.50	TC64145	109.50	10.00-20, 10.00/90-20, 11-22.5, 285/70-24.5, 305/70-22.5, 315/70-22.5	TC66153	6	13
TC62147	65.50	TC64147	117.60	275/80-24.5, 285/75-24.5	TC66155	6	15
TC62149	65.40	TC64149	116.50	10.00-22, 11-24.5	TC66153	6	13

Packaged: Single 1 pair per bag, Dual Triple 1/2 pair per bag

Order unit: Pair



Duals

TiChrome Alloy

Long Life-All round

Professional grade and proven to last much longer than most any other chains out there.

7mm Plus

Perfect for Special Use!

Commercial Truck

Single		Dual Triple		NOTE: Partial listing of tire sizes	Cross Chain		
Stock #	Weight per pair (lbs.)	Stock #	Weight per pair (lbs.)		CC Stock #	Dia. (mm)	No. of links
TC72143	61.20	TC74143	109.70	275/75-22.5, 275/80-22.5, 285/75-22.5, 295/70-22.5, 295/75-22.5	TC76155	7	15
TC72145	61.50	TC74145	109.50	10.00-20, 10.00/90-20, 11-22.5, 285/70-24.5, 305/70-22.5, 315/70-22.5	TC76153	7	13
TC72147	65.50	TC74147	117.60	275/80-24.5, 285/75-24.5	TC76155	7	15
TC72149	65.40	TC74149	116.50	10.00-22, 11-24.5	TC76153	7	13

Packaged: Single 1 pair per bag, Dual Triple 1/2 pair per bag

Order unit: Pair



Duals

TiChrome Alloy

For the toughest jobs!

Made for whatever nature throws at you. If you need tough... you need 8mm TiChrome.

8mm Offroad

Great for Extreme Conditions!

Single		Dual Triple		NOTE: Partial listing of tire sizes	Cross Chain		
Stock #	Weight per pair (lbs.)	Stock #	Weight per pair (lbs.)		CC Stock #	Dia. (mm)	No. of links
TC82145	61.50	TC84145	109.50	10.00-20, 10.00/90-20, 11-22.5, 285/70-24.5, 305/70-22.5, 315/70-22.5	TC86153	8	13
TC82149	65.40	TC84149	116.50	10.00-22, 11-24.5	TC86153	8	13
TC82151	65.00	-	-	11.00-20, 12.00-20, 285/80-22.5, 295/80-22.5, 295/70-22.5	TC86160	8	9
TC82155	64.00	-	-	11.00-22, 12.00-20, 12.75-22.5, 305/75-24.5, 305/85-22.5, 315/80-22.5	TC86163	8	11

Packaged: Single 1 pair per bag, Dual Triple 1/2 pair per bag

Order unit: Pair

QUIK GRIP



Stud Chain

Studded truck chain is constructed from high-grade manganese alloy steel for use in off-road applications requiring extra aggressive traction such as mining, logging, farming, or construction. Single CAM style has 3 CAMS on the outside of each half set and a CAM style fastener. Dual/triples have CAM's on the inside as well as the outside side chain.

Built-in Twin CAM Tightening System

Double cams helps get chains tighter and lock tight for rugged off-road use.

CAM tool (QG20095) supplied in each bag

STRONGEST WELDS

Engineered to perform and outlast the competition

STRONGEST END HOOKS

Never worry about end hooks opening up or deforming with these strong, oversized, alloy end hooks.



STRONGEST STUDS

Stud dimensions:
 8.7mm (.343") diameter,
 19mm (.750") height.



Packaged in:

Cloth bag



Single		Single Cam		Dual Triple		Dual Triple Cam		Cross Chain			
Stock #	Weight per pair (lbs.)	Stock #	Weight per pair (lbs.)	Stock #	Weight per pair (lbs.)	Stock #	Weight per pair (lbs.)	CC Stock #	Dia. (mm)	No. of links	
QGS2945	76.60	QGS2945C	79.00	QGS4945	140.20	QGS4945C	145.00	11-22.5	QG6966	8	11
QGS2949	82.20	QGS2949C	84.60	QGS4949	150.50	QGS4949C	154.90	10.00-22, 11-24.5, 295/75-24.5	QG6966	8	11
QGS2951	79.50	QGS2951C	81.90	QGS4951	146.00	QGS4951C	150.80	11.00-20, 12-22.5, 295/80-22.5	QG6968	8	12
QGS2955	85.30	QGS2955C	87.70	QGS4955	156.70	QGS4955C	161.10	12.00-20, 11-22, 12-24.5	QG6968	8	12

NOTE: Partial listing of tire sizes

Packaged: Single 1 pair per bag, Dual Triple 1/2 pair per bag

Order unit: Pair



HD Truck Reinforced PRO



Chain tensioners (QG20009, QG20069 or QG20073) are required for NON-CAM product and optional for CAM, sold separately.
CAM tool (QG20095) is supplied in each bag of CAM chain.

Single		Single Cam		Dual Triple		Dual Triple Cam		NOTE: Partial listing of tire sizes	Cross Chain		
Stock #	Weight per pair (lbs.)	Stock #	Weight per pair (lbs.)	Stock #	Weight per pair (lbs.)	Stock #	Weight per pair (lbs.)		CC Stock #	Dia. (Inches)	No. of links
QG2837	44.80	-	-	QG4837	82.00	-	-	7.50-20, 245/70-22.5, 255/60-22.5, 265/75-19.5	QG6822	0.281	9
QG2839	49.00	QG2839CAM	50.00	QG4839	88.00	QG4839CAM	89.00	8.25-20, 9-22.5, 245/75-22.5, 255/70-22.5, 275/70-22.5	QG6822	0.281	9
QG2841	52.20	QG2841CAM	54.70	QG4841	94.00	-	-	9.00-20, 10-22.5	QG6822	0.281	9
		QG2843CAM	57.50			QG4843CAM	97.50	275/75-22.5, 275/80-22.5, 285/75-22.5, 295/70-22.5	QG6853	0.281	10
QG2845	56.00	QG2845CAM	58.00	QG4845	101.00	QG4845CAM	102.00	10.00-20, 11-22.5, 13/80-20, 285/70-24.5	QG6822	0.281	9
-	-	QG2847CAM	57.50	-	-	QG4847CAM	103.00	275/80-24.5, 285/75-24.5	QG6826	0.281	11
QG2849	59.75	QG2849CAM	61.20	QG4849	108.00	QG4849CAM	109.00	10.00-22, 11-24.5	QG6853	0.281	10
QG2851	69.50	QG2851CAM	70.50	QG4851	131.00	-	-	11.00-20, 12-22.5, 285/80-22.5, 295/80-22.5, 30580-22.5	QG6860	0.312	9
QG2853	81.50	-	-			-	-	11.00-24	QG6860	0.312	9
QG2855	76.00	QG2855CAM	78.90	QG4855	140.00			12.00-20, 12.75-22.5, 305/75-24.5, 305/85-22.5	QG6863	0.312	10
QG2857	85.00	-	-					12.00-24	QG6863	0.312	10

Packaged: Single 1 pair per bag, Dual Triple 1/2 pair per bag

Order unit: Pair

Heavy Duty V-Bar Highway Service Chains

Heavy Duty V-bar comes from an old tradition of specialized chain made for the toughest conditions in Canada and Alaska. In these bitter cold temperatures, icy road surfaces, blizzard conditions, it is critical to have equipment that won't fail risking down time and injury. Professional grade components built all around tough and dependable will assure you get the job done and make it home safe.



Heavy Duty V-Bar for Professional Use

Cross chain rod diameter is 20% larger for more aggressive applications, greater torque, and longer life. In this business, size matters. Side chain is 30% larger and end hooks are 51% larger.

Special CTO Heat Treatment

These heavy duty V-Bar chains undergo a special heat treatment to prevent brittleness in extreme cold conditions found in Canada, Rocky Mountains, Alaska, and other high altitude cold environments.

Special heat treatment to prevent brittleness in extreme cold conditions.

For off-road applications.



Single		Single Cam		Dual Triple		Dual Triple Cam		NOTE: Partial listing of tire sizes	Cross Chain		
Stock #	Weight per pair (lbs.)	Stock #	Weight per pair (lbs.)	Stock #	Weight per pair (lbs.)	Stock #	Weight per pair (lbs.)		CC Stock #	Dia. (Inches)	No. of links
QGV343HD	68.70	QGV343HD	70.50	QGV743HD	126.00	QGV743HD	127.00	10.00-20, 11-22.5, 275/75-22.5, 275/80-22.5, 295/70-22.5	QGV5340HD	0.312	11
QGV344HD	75.00	QGV344HD	77.00	QGV744HD	136.00	QGV744HD	137.00	10.00-22, 11-24.5, 275/80-24.5, 285/75-24.5, 295/75-24.5	QGV5340HD	0.312	11
QGV355	71.50	-	-	QGV755	132.00	-	-	11.00-20, 12-22.5, 305/85-22.5, 320/75-24	QGV5355	0.312	12
QGV356	77.00	-	-	QGV756	140.00	-	-	11.00-22, 12.00-20, 12.24.5	QGV5355	0.312	12

Packaged: Single 1 pair per bag, Dual Triple 1/2 pair per bag

Order unit: Pair

This is only a partial listing of tire size applications. For complete, up-to-date listings, please refer to pages 86-91, or to our website at: www.peerlesschain.com.

Refer to vehicle owner's manual for any traction product limitations.

Commercial Truck

SUPER Z[®] HD

Extreme "Z" performance for commercial applications.

Super Z[®] HD is designed with commercial users in mind. Super Z[®] HD comes in sizes to fit commercial highway and traction tires, as well as many specialized tire applications. Manganese Alloy traction coils (0.67" diameter) give superior traction performance compared to conventional cable or link tire chains.



Easy Installation and Removal

The fastest, easiest installation of any traction product for trucks and buses, with included rubber tighteners.

Low Potential Damage to Vehicle

Better all-around traction performance than conventional cable or link tire chains. Traction coils provide greater durability to conventional link chains. Better compatibility with anti-lock brakes, traction control, all-wheel drive and other electronically monitored control systems.

Superior All-Around Traction Performance

Greater durability and weight savings of at least 20% compared to conventional "link" tire chains. Low potential for damage to vehicle body and mechanical components, even when abused.

Cross members can be removed easily with the Super Z[®] HD repair pliers (sold separately ZT1893)

Includes:
 Box
 Installation tool
 Rubber tensioners
 Illustrated instructions.

Stock #	NOTE: Partial listing of tire sizes								Weight per pair (lbs.)	Replacement Cross Chain #
* ZT835	8.25-15TR,	245/70-19.5,	245/75-19.5,	275/50-22,	275/70-18,	LT275/70-18,	LT285/75-16		35.10	ZT8259
* ZT837	9.00-15TR,	255/60-22.5,	265/70-19.5,	265/75-19.5,	275/70-19.5,	285/65-18,	305/70-16,	310/70-15	37.00	ZT8261
* ZT841	33x12.50-15LT,	33x12.50-16,	33x12.50-17,	33x12.50-20,	295/70-17,	305/60-18,	LT305/65-17,	315/70-16	36.80	ZT8261
* ZT853	10.00-15TR,	245/70-22.5,	285/70-19.5,	295/70-19.5,	305/70-17,	LT305/85-16,	315/75-16,	315/75-17	36.65	ZT8263
* ZT859	8.25-20,	9-22.5,	235/80-22.5,	245/75-22.5,	245/80-22.5,	255/70-22.5,	295/60-22.5,	LT315/70-17	38.50	ZT8263
ZT865	7.50-22.5,	8.25-22.5,	255/80-22.5,	265/75-22.5,	305/65-20,	315/60-22			38.10	ZT8263
ZT869	9.00-20,	10-22.5,	265/70-22.5,	275/70-22.5,	285/65-22.5				38.35	ZT8263
ZT877	10.00/90-20,	275/75-22.5,	285/75-22.5,	295/70-22.5					39.50	ZT8265
ZT881	10.00-20,	11-22.5,	275/80-22.5,	285/75-24.5,	285/80-22.5,	285/80-24.5,	295/75-22.5,	305/70-22.5	38.80	ZT8263
ZT887	10.00-22,	11.00-20,	11-24.5,	11.50-20,	12-22.5,	305/75-24.5,	315/80-22.5,	320/75-24	39.25	ZT8265
ZT891	11.00-22,	11.00-24,	12.00-20,	12.5-24.5,	12.75-22.5,	13-22.5			42.45	ZT8267
ZT892	14/80-20,	305/85-22.5,	365/70-22.5,	365/80-20,	385/65-22.5,	400/70-20			40.60	ZT8267
ZT896	16.5-22.5,	425/55-22.5,	425/65-22.5,	445/65-19.5					48.25	ZT8275
ZT897	38x18.00-20NHS,	445/50-22.5,	455/50-22.5						43.65	ZT8269
ZT898	395/85-20,	425/70-22.5							48.00	ZT8283
ZT899	455/55-22.5								44.50	ZT8277

Packaged: 1 pair per box / 2 pair per master carton

Order unit: Pair

*For vehicles under 20,000 Lbs. GVW use Super Z[®] 8



HD Truck Z Cable PRO

QuikDraw™ Tensioning allows for fast, easy installation.

Extreme performance for dual/triple applications

Z's patented QuikDraw™ tensioning eliminates the need for any tightening tools or additional tensioners. Its one-piece design allows for fast, easy installation.



Easy Installation and Removal

Super Z® QuikDraw™ chains make installation on dual tires a breeze. Make sure to read the instructions before you begin installation.

Superior All-Around Traction Performance

Manganese alloy traction coils (0.67" diameter) gives superior all-around traction performance than conventional cable or link tire chains. Traction coils provide greater durability to conventional link chains. Better compatibility with anti-lock brakes, traction control, all-wheel drive and other electronically monitored control systems.

Superior Life and Reduced Weight

Greater durability and weight savings of at least 30% compared to conventional "link" tire chains. Low potential for damage to vehicle body and mechanical components, even when abused.



Commercial Truck



QuikDraw™ center rail tensioner



Outside fastener



Inside fastener

Includes:

Box
Illustrated instructions



Exceeds Colorado .415 inch min. requirement

Stock #	NOTE: Partial listing of tire sizes								Weight per pair (lbs.)	Replacement Cross Chain #
ZT948	9.00-15TR,	10-17.5,	11-17.5,	265/75-19.5,	275/70-19.5,	285/70-19.5,	285/85-17,	295/75-18	53.00	ZT9932
ZT956	7.50-20,	10.00-15TR,	235/80-22.5,	245/75-22.5,	245/80-22.5,	255/70-22.5,	265/70-22.5,	275/70-22.5	55.00	ZT9933
ZT962	7.50-22.5,	8.25-20,	8.25-22.5,	9-22.5,	255/80-22.5,	265/75-22.5,	275/75-22.5,	285/75-22.5	58.00	ZT9934
ZT970	9.00-20,	10-22.5,	10.00/90-20,	275/80-22.5,	285/70-24.5,	295/75-22.5,	315/70-22.5		60.00	ZT9935
ZT982	10.00-20,	11-22.5,	275/80-24.5,	285/75-24.5,	285/80-22.5,	285/80-24.5,	295/80-22.5,	305/75-24.5	62.00	ZT9935
ZT990	10.00-22,	11.00-20,	11-24.5,	11.50-20,	12-22.5,	12.75-22.5,	305/85-22.5,	315/80-22.5	65.00	ZT9936

Packaged: 1/2 pair per box / 1 pair per master carton

Order unit: Pair

This is only a partial listing of tire size applications. For complete, up-to-date listings, please refer to pages 86-91, or to our website at: www.peerlesschain.com. Refer to vehicle owner's manual for any traction product limitations.

RADIAL CHAIN

Alloy Radial Chain is an updated ladder style cable chain for commercial applications.

Radial Chain was originally conceived to save sidewall wear on radial tires and was the first brand name in "cable chain" winter traction products. It's consumer friendly features caused a revolution in winter traction, and it's still recognized as a market leader.



Chain tensioners should NOT BE USED

Includes:
Box
Illustrated instructions



Long Life & Performance

Manganese alloy traction coils (0.525" diameter) provide superior traction and durability compared to conventional "link" tire chains.

Easy Installation and Repair

Features a link-style fastening system with an "over-center" latch for easier installation and adjustment. Crossmember eyelet allows for easy replacement without any special tools

Reduced Weight

Sidewall saving wire side members and alloy coils reduce the weight to 1/3rd that of conventional link chains making Radial Chain much easier to handle and install.

Stock # **NOTE: Partial listing of tire sizes**

Stock #	NOTE: Partial listing of tire sizes						Weight per pair (lbs.)	Replacement Cross Chain #		
TA1939	8.25-20,	9-22.5,	235/80-22.5,	245/80-22.5,	255/70-22.5,	255/75-22.5	20.00	TC8611		
TA1941	9.00-20,	10-22.5					21.00	TC8611		
TA1943	275/75-22.5,	275/80-22.5,	285/70-24.5,	285/75-22.5,	295/70-22.5,	295/75-22.5	22.50	TC8615		
TA1945	10.00-20,	11-22.5,	13/80-20,	315/70-22.5			22.25	TC8619		
TA1947	11.5-22.5,	275/80-24.5,	285/75-24.5,	295/75-24.5,	305/80-22.5		23.00	TC8623		
TA1949	10.00-22,	11-24.5,	12.75-22.5,	315/80-22.5			23.20	TC8623		
TA1951	11.00-20,	11.50-20,	12-22.5,	12.5-22.5,	285/80-22.5,	285/80-24.5,	295/80-22.5,	320/75-24	25.00	TC8627

Packaged: 1 pair per box / 4 pair per master carton

Order unit: Pair

RADIAL CHAIN Super Single

Alloy Radial Chain for Wide Base & Super Single Applications

Superior Traction & Durability, Reduced Weight

If you run Super Single Tires, you need to get these Super Single Radial Chains. The lightweight Radial Chain reduces the centrifical forces causing severe fly-off and premature breakage. Manganese alloy traction coils (0.525" diameter) provide superior traction and durability.

Easy Installation and Repair

Features a link-style fastening system with an "over-center" latch for easier installation and adjustment. Crossmember eyelet allows for easy replacement without any special tools.



Chain tensioners **REQUIRED** and are included

Includes:
Box
Rubber tensioners
Illustrated instructions



Alloy Radial Chain SuperSingle & Wide Base

Stock # **NOTE: Partial listing of tire sizes**

Stock #	NOTE: Partial listing of tire sizes					Weight per pair (Lbs.)	Replacement Cross Chain #
TA2069	38x18.00-20NHS,	445/50-22.5,	455/50-22.5,	455/55-22.5		30.00	TC8639
TA2071	16.5-22.5,	425/55-22.5,	425/65-22.5,	425/70-22.5,	445/65-19.5	28.50	TC8637

Packaged: 1/2 pair per box / 2 pair per master carton

Order unit: Pair



Dual Tire Cables/Econo Cables

Alloy Radial Chain for Dual Tire Mounting Applications

Radial Chain was originally conceived to save sidewall wear on radial tires and was the first brand name in "cable chain" winter traction products. Its consumer friendly features caused a revolution in winter traction, and it's still recognized as a market leader.



Superior Traction

Manganese alloy traction coils (0.525" diameter) provide superior traction, durability, and a weight nearly 1/3rd that of conventional "link" tire chains.



Easy Installation and Repair

Features a link-style fastening system with an "over-center" latch for easier installation and adjustment. Crossmember eyelet allows for easy replacement without any special tools



Commercial Truck

Alloy Radial Chain Dual Triple

Stock #	NOTE: Partial listing of tire sizes						Weight per pair (lbs.)	Replacement Cross Chain #
TA3939	8.25-20,	9-22.5,	235/80-22.5,	245/80-22.5,	255/70-22.5,	255/75-22.5	32.90	TC8754
TA3941	9.00-20,	10-22.5					34.50	TC8754
TA3943	275/75-22.5,	275/80-22.5,	285/70-24.5,	285/75-22.5,	295/70-22.5,	295/75-22.5	37.00	TC8758
TA3945	10.00-20,	11-22.5,	13/80-20,	315/70-22.5			37.80	TC8762
TA3947	11.5-22.5,	275/80-24.5,	285/75-24.5,	295/75-24.5,	305/80-22.5		38.60	TC8766
TA3949	10.00-22,	11-24.5,	12.75-22.5,	315/80-22.5			40.20	TC8770

Packaged: 1/2 pair per box / 2 pair per master carton

Order unit: Pair

Radial Chain Convenience in a Low Cost Option

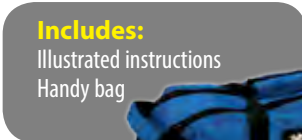
Excellent Cost Performance

We have found a way to reduce the cost of Cable chains while continuing to use the Alloy traction coils (0.525" diameter) to provide excellent traction and durability. Weight is still 1/3rd that of conventional link chains.

Easy Storage and protection

These low cost high performing Econo Class cable chains sport a convenient and lightweight handy bag for storage. Great for fleets and long haulers. Keep your lightweight chains out of the elements for even longer life.

ECO-Cable



Econo Class Cable Chain

Stock #	NOTE: Partial listing of tire sizes					Weight per pair (lbs.)	Replacement Cross Chain #
EC1945	10.00-20,	11-22.5,	13/80-20,	315/70-22.5		30.00	EC8639
EC1947	11.5-22.5,	275/80-24.5,	285/75-24.5,	295/75-24.5,	305/80-22.5	28.50	EC8637
EC1949	10.00-22,	11-24.5,	12.75-22.5,	315/80-22.5		28.50	EC8637

Packaged: 1 pair per bag / 2 bags per master carton

Order unit: Pair

This is only a partial listing of tire size applications. For complete, up-to-date listings, please refer to pages 86-91, or to our website at: www.peerlesschain.com. Refer to vehicle owner's manual for any traction product limitations.

These emergency chains can get you through the toughest conditions with optimum performance.

Be prepared for the unexpected and carry gear! Works in snow, ice, slush, and **off road conditions including mud**. Recommended for deep snow, steep grades, off-road access, getting unstuck, and general use. Not recommended for traveling long distances. Emergency chains work best with slow and gradual movement. Always be careful around vehicle, tires, and chains when spinning tires. Can be used together with standard chains and cables. Fits most standard truck tires and can be used on wider light truck tires.



QG2201



QG3201



QG3202



QG3303

For Emergency use only

Stock #	Weight/ bag (lbs)	<i>NOTE: Partial listing of tire sizes</i>	Dia. (mm)	No. of links
QG2201	8.00	195/75-16, 205/75-16, 215/75-15, 225/65-17, 225/70-15, 235/55-19, 235/60-18, 235/70-16, 245/65-17	6 +V-bar	13
QG3201	40.00	9-22.5, 10.00-20, 10-22.5, 11-22.5, 265/70-19.5, 275/70-22.5, 285/75-22.5, 295/75-22.5, 295/80-22.5	8 +V-bar	10
QG3202	27.00	9-22.5, 10.00-20, 10-22.5, 11-22.5, 265/70-19.5, 275/70-22.5, 285/75-22.5, 295/75-22.5, 295/80-22.5, Plus wide LT Tires	7 sq.	17
EC3203	43.00	11-22.5, 11-24.5, 285/75-22.5, 295/75-22.5, 305/70-22.5, 315/70-22.5	7 sq.	19

Packaged: 4 per bag

For Emergency use only

Stock #	Weight/ bag (lbs)	<i>NOTE: Partial listing of tire sizes</i>	Dia. (Inches)	No. of links
QG2901	11.50	(8.25-15LT, 16LT,20) (9.00-16LT,20) (10-15LT, 16.5LT, 17.5) 11-15LT, 9.00-22.5	0.281	26
QG2902	12.50	10.00-15TR, 10.00-20, 10.00-22, 10.00-22.5	0.281	28
QG2903	13.00	11-22.5, 11-24.5, 11.00-20, 11-22, 11-24, 12-24.5	0.281	30

Note: Check local regulations for minimum cross chain requirements. Unit chains are legal in all states and provinces. In some states emergency chains do not meet the minimum requirements when authorities post and order to "use chains".

Warning: Unit chains are meant for very short term driving only. For distance travel through ice and snow conditions, traction products that provide crossmembers evenly spaced around the circumference of the tire, are recommended, such as those shown elsewhere in this catalog. Always check disc brake clearance before using unit chains.



Stock # H6026-0511
 Trade Size 5/16"
 Diameter 0.312"
 Weight/bag 1.60lbs
 Factory packaging 10/bag




Unit Chain



Make life easier when using tire chains

Chain Hanger

Keep your chains organized and secured.



Heavy Duty Chain Bag

Keep your chains safe and reduce tangling.



Traction Helper

Variety of uses like getting un-stuck.



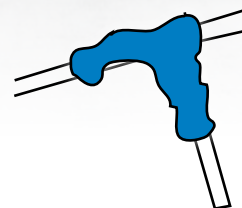
Installation Hook Tool

Expandable works between dual tires.




Heavy Duty Cam Tool

Get a handle on your chain cams.



Knee Pad

Keep dry and protected.



Commercial Truck

Peak Shoe Chains

XL, L Heavy Duty



Mt Scott Shoe Chains

XL, L, M Rugged



Urban Shoe Chains

X, L, M, S Smart Control



Off Road

Heavy Equipment

Graders

Loaders

Agricultural

Recreational

Skid Steer

ForkLift

ATV





OTR



OTR Ladder Alloy - Ladder Style Chain

Stock #	2-Link/4Link	Tire Sizes	Rod Dia. (mm)	Weight/Pr (lbs.)	Cross Chain#
E2612-4	4 Link	14.00-20	8.20	218	ES9980
E2615S-2	2 Link	14.00-24	10.0	230.0	ES9990
E2615S-4	4 Link	14.00-24	10.0	133.0	ES9990
E2624S-2	2 Link	17.50-25	10.0	250.0	ES9901
E2624S-4	4 Link	17.50-25	10.0	145.0	ES9901
E2627S-2	2 Link	16.00-25	10.0	253.0	ES9902
E2627S-4	4 Link	16.00-25	10.0	143.0	ES9902
E2633S-2	2 Link	20.50-25	10.0	295.0	ES9903
E2633S-4	4 Link	20.50-25	10.0	165.0	ES9903

Packaged: 1/2 pair per bag

Order unit: Pair



OTR Extreme Max Alloy - Net Chain Pattern with Reinforced Links



Stock #	Tire Sizes	Rod Dia. (mm)	Weight/Pr (lbs.)
QGX815	14.00-24	9.0	401.0
QGX833	20.5-25	9.5	628.0

Packaged: 1/2 pair per box / 2 pair per master carton

OTR Extreme MAX is just as it's name suggests. Maximum coverage for maximum performance. This mesh type chain sports reinforced links for maximum grip and tight pattern for tire protection. Smooth low noise running and dependable service makes this the MAX.



OTR ALLOY Chain-Net Pattern



PLUS

- Reinforced Links & Wear Bars



Extensions Available

Stock #	<i>NOTE: Partial listing of tire sizes</i>	Rod Dia. (mm)	Weight/Pr (lbs.)
QGXP715	14.00-24, 385/95-24, 385/95-25	8.2	222.6
QGXP715X	14.00-24, 385/95-24, 385/95-25	10.0	321.8
QGXP720X	16.00-24, 16.00-25, 19.5L-24, 445/95-25	10.0	365.9
QGXP720XD	16.00-24, 16.00-25, 19.5L-24, 445/95-25	12.0	390.2
QGXP724	16.00-20, 17.50-25, 445/80-25	8.2	218.2
QGXP724X	16.00-20, 17.50-25, 445/80-25	10.0	363.7
QGXP724XD	16.00-20, 17.50-25, 445/80-25	12.0	419.2
QGXP733X	20.50-25, 525/80-25	10.0	436.5
QGXP733XD	20.50-25, 525/80-25	12.0	440.9
QGXP745X	23.50-25, 23.1-26, 605/80-25, 600/70-30	10.0	533.5
QGXP745XD	23.50-25, 23.1-26, 605/80-25, 600/70-30	12.0	520.2



OTR Extreme Alloy

- Net Chain Pattern



Stock #	<i>NOTE: Partial listing of tire sizes</i>	Rod Dia. (mm)	Weight/Pr (lbs.)
QGX715	14.00-24, 385/95-24, 385/95-25	8.2	195.0
QGX715X	14.00-24, 385/95-24, 385/95-25	10.0	284.0
QGX720X	16.00-24, 16.00-25, 19.5L-24, 445/95-25	10.0	317.0
QGX720XD	16.00-24, 16.00-25, 19.5L-24, 445/95-25	12.0	390.2
QGX724	16.00-20, 17.50-25, 445/80-25	8.2	188.0
QGX724X	16.00-20, 17.50-25, 445/80-25	10.0	302.0
QGX724XD	16.00-20, 17.50-25, 445/80-25	12.0	328.0
QGX733X	20.50-25, 525/80-25	10.0	363.0
QGX733XD	20.50-25, 525/80-25	12.0	379.0
QGX745X	23.50-25, 23.1-26, 605/80-25, 600/70-30	10.0	427.0
QGX745XD	23.50-25, 23.1-26, 605/80-25, 600/70-30	12.0	441.0



OTR



Domestic 2600 Series



MADE IN USA




For Graders, Scrapers & Heavy Equipment OTR (Off Road use)

Stock #	Tire sizes	Rod Dia. (mm)	Weight/Pr (lbs.)
0261220	12x25, 13.00-24, 13.00-25, 14.00-20 Grader, 14.00-21, 16.9-20, 380/70-28	0.375	110.0
0261520	12.4-32, 14.00-24 Grader, 14.00-25, 14.9-26, 385/95-25	0.375	118.0
0262420	16.00-20 Grader, 16.00-21 Grader, 17.5-25, 445/95-25	0.437	164.0
0262720	16.00-24 Grader, 16.00-25 Grader, 560/65-24	0.437	178.0
0263320	20.5-25, 540/60-30, 555/70-25, 700x40x22.5, 560/65-25, 540/65-28	0.437	188.0
0263620	18.00-24, 18.00-25, 18.00-26, 520/70-34, 525/80-25	0.437	210.0
0264220	18.00-33	0.531	246.0
0264520	23.5-25, 25.5x25, 28x26	0.531	344.0
0264820	21.00-24, 21.00-25	0.531	366.0
0265120	21.00x28/29, 750/65-25	0.531	388.0
0265420	21.00x35	0.531	432.0
0265720	26.5x25	0.531	430.0
0266020	24.00x25, 26.5x29, 30.5x32, 620/70-42	0.531	454.0
0266320	24.00x33, 710/70-38	0.531	530.0
0266620	24.00x33, 850/55-42	0.531	486.0
0267220	29.5x25	0.531	514.0
0267520	29.5x29	0.531	486.0

Packaged: 1/2 pair per bag

Order unit: Pair

QUIK GRIP 2600 Series



For Graders, Scrapers & Heavy Equipment - OTR (Off Road use)

Stock #	Tire sizes	Rod Dia. (mm)	Weight/Pr (lbs.)
QG2612	13.00-24, 13.00-25, 14.00-20 Grader, 14.00-21, 16.9-20, 380/70-28	0.375	112.0
QG2615	12.4-32, 14.00-24 Grader, 14.00-25, 14.9-26, 385/95-25	0.375	125.0
QG2624	16.00-20 Grader, 16.00-21 Grader, 17.5-25	0.437	160.0
QG2627	16.00-24 Grader, 16.00-25 Grader, 445/95-20	0.437	184.0
QG2633	20.5-25, 540/60-30, 555/70-25	0.437	198.0
QG2636	18.00-24, 18.00-25, 18.00-26, 520/70-34	0.437	212.0
QG2645	23.5-25	0.531	326.0
QG2648	21L-24, 21.00-25	0.531	349.0

Packaged: 1/2 pair per bag

Order unit: Pair



OTR Heavy Equipment Z Chain



Z® Transport Chain is perfect for that special equipment that requires superior traction, low clearance, and ability to operate in special conditions. Used greatly by airports on pushbacks, and to transport cranes from jobsights. Special military applications are in use. Smooth ride, low noise, long lasting, and dependable.

- Includes:**
- Outer box, 2 inner boxes
 - Rubber tensioner
 - Installation tool
 - Instructions



OTR

For Mobile Crane Transport & other special vehicles

Stock #	Tire sizes	Weight (lbs.)	Cross Chain
ZT-118	445/65-22.5	51.00	ZT8265
ZT-132	12.4-32, 14.00-24 Grader, 14.00-25, 14.9-26, 385/95-25	40.30	ZT1532
ZT-141	16.00-20 Grader, 16.00-21 Grader	47.60	ZT1541
ZT-143	16.00-24 Grader, 16.00-25 Grader, 445/95-20	47.60	ZT1543
ZT-145	18.00-25, 480/70-34, 505/95-25, 520/70-34	52.60	ZT1545

1 pair per box



QUIK GRIP



Ladder Style Farm Tractor Type FTH



Stock #	Weight/Pr (lbs.)	NOTE: Partial listing of tire sizes	Cross Chain		
			Stock #	Dia. (mm)	No. of Links
*QG0822	65.5	8.3-24	QG6435	0.375	11
QG0832	71.0	7.2-24, 9.5-24	QG6435	0.375	11
QG0834	72.0	12.5/80-18	QG6445	0.375	14
QG0836	84.0	9.5-28, 11.2-24, 15-19.5 NHS	QG6445	0.375	14
QG0838	97.5	9.52-32, 11.2-28, 11.2-30, 13.50-16.1	QG6445	0.375	14
QG0850	76.0	12.4-16, 13.6-16, 14-17.5	QG7420	0.375	16
QG0852	90.0	12.2-24, 12.4-24, 15-22.5, 41x14.00-20	QG6445	0.375	14
QG0856	104.0	11.2-32, 12.4-28	QG6445	0.375	14
QG0859	112.0	13.6-28, 14.9-24	QG7420	0.375	16
QG0862	125.0	9.5-36, 9.5-38, 9.5-42, 11.2-38, 12.4-36, 12.4-38, 320/85-38	QG6445	0.375	14
QG0866	142.0	12.4-40, 12.4-42, 13.6-36, 13.6-38	QG7420	0.375	16
QG0869	121.0	14.9-26 (28), 380/85-28, 385/95-25, 420/70-28	QG7420	0.375	16
QG0874	126.0	16.9-24, 17.5L-24, 445/80-22.5	QG7426	0.375	19
QG0876	134.0	14.9-30, 16.9-26 (28), 380/85-30, 440/80-28	QG7426	0.375	19
QG0877	142.0	16.9-30, 380/85-34	QG7426	0.375	19
QG0879	150.0	15.5-38, 16.9-34, 380/80-38, 420/85-34	QG7426	0.375	19
QG0880	165.0	16.9-38	QG7426	0.375	19
QG0882	154.0	21.5-16, 21.5-16.1	QG9562	0.437	17
QG0883	174.0	18.4-24 (26), 19.5L-24, 480/70-28, 550/65-25	QG9562	0.437	17
QG0885	194.0	18.4-30, 21L-24	QG9562	0.437	17
QG0887	208.0	18.4-34	QG9562	0.437	17
QG0889	223.0	23.1-26	QG9562	0.437	17
QG0891	214.0	23.1-26	QG9567	0.437	22
QG0893	242.0	23.1-30	QG9567	0.437	22

Packaged: 1/2 pair per bag (* Packaged 1 pair per bag)

Order unit: Pair

Build Your Own Hi-Way 198 Series Type FTH



Each drum contains enough chain to make 2 pair of the longest chain in each category and includes connectors and fasteners. Stock only 4 sizes of each style for complete coverage in Highway tractor fitments.

Stock #	NOTE: Partial listing of tire sizes	Weight/Drum (lbs.)	Cross Chain			Side Chain		
			CC/Drum	Stock #	Dia. (mm)	No. Links	Feet/Drum	Dia. (mm)
1981210	9.5x16, 10x16.5, 9.5x24, 8.3x24, 11x24, 9.5x28, 11.2x28, 9.5x32, 11.2x34, 11.2x38, 9.5x40, 11.2x36	243.0	81	0981210	0.375	8	51.5	0.312
1981610	13.6x16, 15x19.5, 12.4x24, 13.00x24, 13.6x24, 14.00x24, 14.9x24, 15.5x25, 13.6x26, 14.9x26, 12.4x28, 13.6x28, 14.9x28, 14.9x30, 12.4x36, 13.6x36, 13.9x36, 12.4x38, 13.6x38, 14.9x38, 15.5x38, 12.4x40, 13.6x40, 12.4x42	311.0	89	0981210	0.375	11	57.0	0.312
1981910	16.9x24, 17.5x24, 17.5x25, 16.9x26, 16.9x28, 16.9x30, 16.9x34, 16.9x38	342.0	89	0981210	0.375	13	57.0	0.312
1982110	18.4x16.1, 18.4x24, 19.5x24, 21x24, 20.5x25, 18.4x26, 18.4x30, 18.4x34, 18.4x38, 18.4x42, 18.4x28, 20.8x38	420.0	97	0981210	0.375	16	62.0	0.312

Packaged: Bulk drum

Order unit: Each



Agricultural Chain Ladder Style

Hi-Way 108 series



Stock #	Weight per piece (lbs.)	NOTE: Partial listing of tire sizes	Cross Chain	
			Stock #	Dia. (mm)
1081010	30.0	8.3x22, 8.3x24, 8x24	0981110	0.375
1082010	35.0	8.3x28, 9.5x24	0981110	0.375
1082210	38.0	12.5x18, 12.5x80x18, 11.2x24, 9.5x28	0981210	0.375
1083010	42.0	400x70-18, 340/80-20, 12.4x24	0981410	0.375
1083210	39.0	10x28, 11.2x28, 9.5x32	0981210	0.375
1083510	32.0	13.5x16.1, 13.6x16	0981610	0.375
1084410	52.0	11.2x34, 11.2x36, 11.2x38	0981210	0.375
1084610	43.0	13.6x24, 12.4x28, 11.2x30, 340/85-24	0981410	0.375
1084910	53.0	320/85-34, 12.4x36, 12.4x38	0981410	0.375
1085410	59.0	380/85-34, 13.9X36, 13.6X38, 290/90-42	0981610	0.375
1087110	48.0	44X16X20, 14.9X24, 380/85-24, 420/70-24	0981610	0.375
1087710	54.0	14.9X26, 14.9X28, 380/85-28, 420/70-28	0981610	0.375
1087910	53.0	16.9X24, 16.9X26, 17.5X24, 420/80-26, 420/70-30, 425/85-26, 440/65-38	0981910	0.375
1088010	103.0	460/85-38, 18.4x42, 460/85-42	0981710	0.437
1088210	73.0	18.4x24, 18.4x26, 19.5x24	0981710	0.437
1088310	55.0	18.4x16.1	0981710	0.437
1088410	76.0	18.4x28	0981710	0.437
1088510	82.0	18.4x30	0981710	0.437
1088610	62.0	14.9x38, 380-38	0981610	0.375
1088710	87.0	21Lx24, 18.4x34	0981710	0.437
1088810	64.0	16.9x34, 15.5x38	0981910	0.375
1088910	108.0	18.4x46, 480/80-42	0981710	0.437
1089110	68.0	16.9x38	0981910	0.375
1089310	113.0	20.8x42, 520/85-38	0985510	0.437
1089410	57.0	16.9x28, 16.9x30	0981910	0.375
1089510	98.0	23.1x26, 600/65-28	0982210	0.437
1089710	110.0	23.1x34, 24.5x32	0982210	0.437
1089810	98.0	18.4x38, 14.9x46	0981710	0.437
1089910	108.0	20.8x38	0985510	0.437

Note: Order Unit is piece (not pair) Must order 2 pcs to equal 1 pair

This is only a partial listing of tire size applications. For complete, up-to-date listings, please refer to pages 86-91, or to our website at: www.peerlesschain.com. Refer to vehicle owner's manual for any traction product limitations.

OTR

QUIK GRIP



Twin Grip Farm Tractor & Industrial Type



Stock #	Weight/Pr (lbs.)	NOTE: Partial listing of tire sizes	Cross Chain		
			Stock #	Dia. (mm)	No. of Links
QG9338	110.8	9.5-32, 12.2-24	QG8330	0.375	11
QG9342	123.5	9.5-36, 11.2-28, 11.2-30, 11.2-32, 12.4-28, 250/95-34	QG8330	0.375	11
QG9346	136.0	9.5-40, 11.2-34, 11.2-36, 290/95-34	QG8330	0.375	11
QG9348	154.0	9.5-42, 11.2-38, 11.2-40, 12.4-36, 12.4-38, 320/85-38	QG8330	0.375	11
QG9373	125.0	13.6-26	QG8350	0.375	14
QG9374	142.0	13.6-28, 14.9-24, 14.9-26, 14.9-28, 380/85-28, 385/95-25	QG8350	0.375	14
QG9376	158.0	13.6-36, 13.9-36, 14.9-30, 380/85-30	QG8350	0.375	14
QG9377	156.0	13.6-38	QG8350	0.375	14
QG9379	180.0	14.9-36, 14.9-38, 320/91-42	QG8350	0.375	14
QG9387	135.0	16.9-24	QG8360	0.375	16
QG9389	154.0	16.9-26, 18.34-24, 21.5-16, 420/85-28, 480/40-28, 16.9-28, 19.5L-24, 21.5L-16.1, 440/80-28	QG8360	0.375	16
QG9391	166.0	16.9-32, 18.4-28	QG8360	0.375	16
QG9392	175.0	15.5-38, 16.9-30, 18.4-26, 380/80-38, 380/85-34, 420/90-30	QG8360	0.375	16
QG9394	192.0	16.9-34, 16.9-38, 18.4-30, 18.4-34, 420/85-34	QG8360	0.375	16
QG9396	201.0	18.4-38, 480/80-38	QG8360	0.375	16
QG9397	202.0	20.8-34, 23.1-26, 23.1-30	QG8360	0.375	16
QG9398	230.0	20.8-38, 23.1-34, 24.5-32	QG8360	0.375	16
QG9399	240.0	18.4-42, 18.4-46, 460/85-42	QG8360	0.375	16

Packaged: 1/2 pair per bag

Order unit: Pair

Build Your Own Duo-Trac 197 Series Type DT



Each drum contains enough chain to make 2 pair of the longest chain in each category and includes connectors and fasteners. Stock only 4 sizes of each style for complete coverage in Duo-Trac (off-road) tractor fittings.

Stock #	NOTE: Partial listing of tire sizes	Weight/Drum (lbs.)	Drum Type	CC/Drum	Cross Chain			Side Chain Length/Drum (ft.)
					Stock #	Dia. (in)	No. Links	
1971010	9.5x16, 121x16.5, 8.3x24, 9.5x24, 11.2x24, 12.4x24, 12.4x26, 9.5x28, 11.2x28, 12.4x28, 11.2x30, 9.5x32, 11.2x32, 9.5x34, 11.2x34, 9.5x36, 11.2x36, 12.4x36, 9.5x38, 11.2x38, 12.4x38, 9.5x40, 11.2x49, 9.5x42	321.0	DTA	40	0971010	0.375	11	53.0
1971210	13.6x16, 44x18x20, 13.00x24, 13.6x24, 14.00x24, 14.9x24, 15.5x25, 13.6x26, 14.9x26, 13.6x28, 14.9x28, 13.6x36, 13.6x38, 13.6x40, 13.9x36, 14.9x30, 14.9x36, 14.9x38	381.0	DTB	44	0971210	0.375	13	58.0
1971410	18.4x16, 16.9x24, 17.5x24, 18.4x24, 19.5x24, 21x24, 17.5x25, 20.5-25, 23.5x25, 16.9x26, 18.4x26, 23.1x26, 16.9x28, 18.4x28, 16.9x30, 18.4x30, 23.1x30, 16.9x32, 24.5x32, 16.9x34, 18.4x34, 20.8x34, 23.1x34, 480/85-34, 15.5x38, 16.9x38, 18.4x38, 20.8x38, 18.4x42, 20.8x4	496.0	DTC	52	0971410	0.375	15	68.5
1972610	20.8x34, 20.8x38, 20.8x42, 23.1x25	642.0	DTD	40	0972610	0.375	18	60.0

Packaged: Bulk Drum

Order unit: Each



Duo-Trac Chain-107 Series

(Off Road Use)

Adjacent cross chains interconnected to prevent cross chain from dropping into the grooves of the tire tread.

Maximum traction in extreme mud or snow conditions.



MADE IN USA



Stock #	Weight/Pr (lbs.)	NOTE: Partial listing of tire sizes	Cross Chain	
			Stock #	Dia. (mm) No. of Links
1070010	11.0	7X12	0960810	0.234 9
1070110	12.0	7X14, 25X8.50X14	0960810	0.234 9
1070210	13.0	7x16, 6.00x16	0960810	0.234 9
1070310	15.0	8x16, 8.3x16	0961010	0.234 11
1070710	32.0	9.5x16, 29x12.5x16	0970810	0.375 9
1070810	38.0	31x15.50x15, 11.2x16, 8.3x22	0970810	0.375 9
1070910	40.0	12.4x16, 12x16.00, 12.5x16, 9.5x20	0970810	0.375 9
1071010	3400	8.3x24, 8x24	0970810	0.375 9
1071210	34.0	12x16.5	0970810	0.375 9
1072010	45.0	9.5x24, 340/80-18	0971010	0.375 11
1072210	47.0	340x80-20, 360/70-20, 11.2x24, 41x14.00-20	0971010	0.375 11
1073010	51.0	43x16x20, 12.4x24, 11.2x28, 10x28	0971010	0.375 11
1073410	53.0	12.4x28, 11.2x30, 9.5x32	0971010	0.375 11
1074410	60.0	11.2x34, 11.2x36	0971010	0.375 11
1074810	67.0	320/85-34, 12.4x36, 11.2x38, 112.4x38	0971010	0.375 11
1077010	50.0	44X18X20, 13.00X20, 14.9X24, 13.00X24, 13.6X24/26	0971210	0.375 13
1077410	48.0	15x19.5	0971210	0.375 13
1077610	58.0	49x16x20, 420/70-24, 17.5x24, 15.5x25, 14.9x26, 420/70-26, 13.6x28	0971210	0.375 13
1077810	64.0	14x24, 14.9x28, 380x85-28, 420x70-28	0971210	0.375 13
1078410	65.0	38085-30, 14.9x30, 13.6x36, 13.9x36	0971210	0.375 13
1078610	72.0	380/85-34, 14.9x34, 13.6x38, 290/90-42	0971210	0.375 13
1078710	100.0	460/85-38, 18.4x42, 420/80x46, 460/85-42	0971410	0.375 15
1078810	109.0	18.4x46, 480/80-46	0971410	0.375 15
1078910	75.0	14.9x38, 380/80-38	0971210	0.375 13
1079010	138.0	23.1x38, 20.8x42, 520/85-38	0972610	0.437 18
1079110	64.0	460/70-24, 16.9x24, 17.5x25, 16.9x26, 17.7x26, 420/80-26, 425/85-26, 420/70-30	0971410	0.375 15
1079310	71.0	18.4x24, 19.5x24, 16.9x28, 420/85-28	0971410	0.375 15
1079410	72.0	18.4x26/28, 16.9x30	0971410	0.375 15
1079510	122.0	600/65-28, 23.1x30, 20.8x34	0972610	0.437 18
1079610	75.0	21Lx24, 480/65-24, 20.5x25, 550/65-25, 555/70-25, 18.4x30, 16.9x34, 15.5x38	0971410	0.375 15
1079710	125.0	24.5x32, 23.1x32, 23.1x34, 20.8x38	0972610	0.437 18
1079810	91.0	18.4x38, 480/80-38, 14.9x46	0971410	0.375 15
1079910	83.0	21Lx28, 18.4x34, 16.9x38, 480/85-34	0971410	0.375 15

Note: Order unit is piece / 2 pieces equal 1 pair.



Skid Steer



Keep your equipment running efficiently with 2-link or 4-link spaced chains that bite when you need traction. Eliminate down time and be ready for anything nature throws at you.

Wide Base Mud Service, Skid Steer & Skid Loader Chain

Square Link Alloy &
 HD Twist Link versions
 2 link and 4 link spacing.

Stock #	Spacing	Rod Dia. (mm/in.)	<i>NOTE: Partial listing of tire sizes</i>	Weight/Pr (lbs.)	Cross Chain Stock #
0341055	4 Link	.281 twist		34.0	0625110
0341056	2 Link	.281 twist	7.50-16, 235/80-16, 10-16.5NHS, 29-12.00NHS, 29x13.50x15, 38x10x18, 8.00-16, 235/70-15, 235.75-16.5, 245/75-16, 245/70-17.5, 255/75-15, 10x15, 255/70-16, 265/70-15, 265/75-15, 265/60-17, 275/55-17, 275/60-17	50.0	0625110
0341095	4 Link	7mm Square		45.0	-
0341096	2 Link	7mm Square		67.0	-
0342755	4 Link	.375 round	10-17.5NHS, 11x15, 29x12.5-16, 31x10.50-15, 31x10.5-16.5, 31x11.50-15, 31x12x16, 32x12-16, 32x12-16.5, 235/85-16, 285/80-17, 265/70-17, 255/75-16, 255/70-17, 265/70-16, 275/70-16, 275/45-20, 285/70-15, 285/60-16	58.0	0642610
0342756	2 Link	.375 round		99.0	0642610
0342955	4 Link	.375 round		61.0	0643410
0342956	2 Link	.375 round	12x15, 33x10.5-15, 31x13.50-15, 31x13-16.5, 31x12.50-15, 31.5x13-16.5, 12-16, 32x11.5-15, 33x12.5-15NHS, 33x12.5-16.5, 33x12.50-16, 35x7.50-16.5, 125-15, 265/85-16, 275/75-16, 285/70-16, 285/75-16, 295/75-16, 12-16NHS, 315/70-15, 325.60-15, 345/5-16, 305/70-16	99.0	0643410
0342995	4 Link	8mm square		55.0	-
0342996	2 Link	8mm square		92.0	-
0343555	4 Link	.375 round	11x17.5, 12.5x80-18, 14-17.5NHS, 14-17.5SS, 35x12.5-15, 35x12.5-16, 35x12.5-16.5, 35x12.5-18, 36x13.5-15NHS, 36x12.5-16.5, 37x12.5-15, 305/85-16, 305/70-16.5, 305/70-19.5	70.0	0643610
0343556	2 Link	.375 round		122.0	0643610

Packaged: 1 pair per bag

Order unit: Pair

QUICK GRIP Fork Lift



Packaged in:

Box



Stock #	NOTE: Partial listing of tire sizes	Weight/ pair (lbs.)	Stock #	Cross Chain	
				Dia. (mm)	No. of Links
1191055	6.50-10, 23x9.00x10, 5.70x12, 6x12, 23x5.70, 5.00-14	15.0	QG21810	.234	8
1192055	7.50-10, 25x8.5-14, 25x7.5-15, 23x9.00-15, 27x8-16	19.0	QG6221	.234	10
1193055	7.00-12, 27x8.50-15	20.0	QG6221	.234	10
1195055	7.00-15, 28x8.50-15	22.0	QG6221	.234	10
1196055	7.50-15, 28x12-15, 7.50-16	26.0	QG6225	.234	12
1197055	8.15-15, 23x12.5-15	20.0	QG6225	.234	12
1198055	8.25-15	28.0	QG6225	.234	12
1199055	250-15, 27x10.50-15	24.0	QG6225	.234	12
1199555	14-17.5	45.0	QG6259	.281	12

Packaged: 1 pair per carton

Order unit: Pair

Packaged in:

Cloth bag



OTR

Stock #	NOTE: Partial listing of tire sizes	Weight/ pair (lbs.)	Stock #	Cross Chain	
				Dia. (mm)	No. of Links
QG0103	6x12, 6.50-10	14.6	QG6046	5.5	11
QG0107	7.50-10, 23x9-15, 25x7.5-15, 25x8.5-14SS	15.0	QG6046	5.5	11
QG0111	7.00-15NHS, 27x8.50-15NHS, 28x9-15, 29x8-15, 30x8-15NHS, 7.00-12	19.7	QG6046	5.5	11
QG0117	7.50-15, 7.50-16, 27x10.5-15NHS, 28x12-15	23.4	QG6046	5.5	11
QG0125	23x10.5-12	17.6	QG6048	5.5	13
QG0129	27x10.5-15 250-15	21.4	QG6048	5.5	13
QG0137	8.25-15NHS	26.8	QG6048	5.5	13

Packaged: 1 pair per carton

Order unit: Pair

MAX-TRAC Snowblower & Garden Tractor Tire Chains



Chain tensioners:
SMALL (QG20025), MEDIUM (QG20030), LARGE (QG20032),
sold separately

**Packaged
in:**

Box



*Deep lug tires 4/0 (0.234in) cross chain

Stock #		NOTE: Partial listing of tire sizes	Tensioner Size	2-Link Spacing		4-Link Spacing	
2-Link	4-Link			No. of CC Per 1/2 Pair	Weight/Pair (lbs.)	No. of CC Per 1/2 Pair	Weight/Pair (lbs.)
1060156	-	10x2.75, 10x10.50x2.75	-	10	3.0	-	-
1060256	-	9.5x3, 10.25x3.25, 10x3.50	-	10	4.0	-	-
1060356	-	12x3, 10.5x4.50x4, 4.10/3.50x5, 11x4x4	S	10	5.0	-	-
1060456	-	4.10/3.50x4, 3.40/3.00x5	S	9	4.0	-	-
1060856	-	4.10x3.50x6, 12x3.25, 12.25x3.50, 12x4x6, 4.10x3.50x8	S	11	5.0	-	-
1061056	-	5.30/4.50x6, 14x5.00x6, 15x3.50x6, 13x4x8, 14x5.30x6	S	14	7.0	-	-
1061256	-	12.5x4.50x6, 12x7x4, 13x4.00x5, 10x6x6, 13x5.00x6, 5.3x12, 13x4x6, 13x4.1, 13x5.00x7	S	12	5.0	-	-
1061556	-	4.00x4.80x8	M	16	8.0	-	-
1061756	-	14x5.50x5, 15x5.00x6, 15.5x5x6, 15x6.00x6	S	12	7.0	-	-
1061856	-	18x6.50x8, 17x8x8, 18x7x8	M	16	11.0	-	-
1062056	1062055	5.00x5.70x8, 16x6.50x8, 16x5.50x8	M	13	9.0	7	6.0
1062156	1062155	16x7.50x8, 18x8.50x8	M	14	11.0	7	7.0
1062256	1062255	18x8.5x10, 18x9.50x8, 19x9.50x8	L	14	11.0	7	7.0
1062656	1062655	20x7x12, 20x8.00x8, 20x8.00x10, 20x9.50x8, 21x7x10	L	16	12.0	8	8.0
1062756	1062755	20x9.50x10, 20x10.00x8, 22x10x8, 20x10.00x10, 21x8x10	L	16	15.0	8	10.0
1062856	-	22x9.50x12, 22x8x12	L	18	14.0	-	-
1062956	1062955	22x8x10, 8x12, 22x9x12, 23x6.50x12, 23x8.50x12	L	20	15.0	10	9.0
1063056	1063055	20x10.5x12, 21x10.50x12, 21x11.00x8, 22x10x12, 23x9.50x12, 24x8.50x12, 24x8.00x14, 22x10x10	L	20	15.0	10	10.0
1063156	1063155	22x11.00x8, 22x11x10, 23x10.00x12, 23x10.50x12 24x9.50x12	L	19	17.0	10	11.0
1063456	1063455	25x10x8, 24x13x12, 26x10x12, 26x11x12, 26x12x12	L	22	22.0	11	13.0
1063856	1063855	22.5x12x9, 26x13.00x10, 29x12x15	L	25	26.0	13	17.0
1063956	1063955	24x12x10, 24x12.00x12	L	18	18.0	-	-
1065056	-	4.10/3.50-4	S	9	6.0	-	-
1065156	-	12.00x3.50x6, 4.10/3.50x6	S	11	7.0	-	-
1065256	-	4.00/4.80x8, 16x4.8x8	M	15	12.0	-	-
1065356	-	16x6.50x8, 16x6.50x6	M	13	13.0	-	-
1065556	-	13x5.00x6	S	11	9.0	-	-

Packaged: 1 pair per carton

Order unit: Pair

ATV-TRAC V-Bar Tire Chain (Off Road Use)



Packaged in:

Box



Don't let the weather hold you back!
Be prepared to get out there in any weather or condition. Promotes Great traction in snow, ice, mud, all terrain.

Optional chain tensioners QG20032 (fits all sizes) or QG20048 (up to 12" rims) are recommended.

Stock #		NOTE: Partial listing of tire sizes	2-Link Spacing		4-Link Spacing	
2-Link	4-Link		No. of CC Per 1/2 Pair	Weight/Pair (lbs.)	No. of CC Per 1/2 Pair	Weight/Pair (lbs.)
1064156	1064155	21x9x10, 21x10x12, 22x8x10, 22x9x8, 22x10x8, 22x10x9, 22x10x10, 23x7x10, 23x8x10, 23x8x11, 23x10x10, 22x9x10, 22x9x12, 23x8.5x12	19	24.0	10	14.0
1064356	1064355	23x10.5x12, 24x11x8, 24x11x19, 24x11x10, 24x11x12, 24x11.5x10, 24x13x9, 25x10x10, 25x10x12, 25x11x10, 25x11x12, 25x12x9, 25x12x10, 25x11x9, 22x12.5x10, 24x10.5x10, 25x10x11, 24x11.5x12, 25x10.5x12, 26x9x12, 26x10x12, 26x9x14, 255/65-12, 27x8x12	21	29.0	11	17.0
1064556	1064555	22x11x8, 22x11x9, 22x11x10, 23x11x10, 24x9x11, 24x9.5x10, 24x10x11, 24x10x12	19	26.0	10	16.0
1064656	1064655	24x8x11, 24x8x12, 26x8x12, 24x9x12, 25x8x12, 6x16	20	24.0	11	15.0
1064756	1064755	25x12x11, 25x12x12, 26x11x12, 26x12x12, 27x11x12, 28x10x12, 26x11x14, 25x13x9	24	32.0	13	20.0

Packaged: 1 pair per carton

Order unit: Pair



This is only a partial listing of tire size applications. For complete, up-to-date listings, please refer to pages 86-91, or to our website at: www.peerlesschain.com. Refer to vehicle owner's manual for any traction product limitations.

OTR

Accessories

When it's time to order your traction products, don't forget to pick up some accessories to be safe. We can help you all along the way.

Everyone here at Peerless is committed to helping you find the right product for your traction needs. That includes the right parts, tools, and accessories. Tire Chains are used under the most strenuous circumstances and in some of the harshest environments. We help you stay ready to make that quick repair, or adjustment to your chains at any time. From replacement cross chains, end hooks, and fasteners....to tensioners, repair tools, and bulk chain, we've got what you need.





ACCESSORIES

SZ Series



ZT Series




Z[®] Replacement Crossmember (Passenger/LT)

Stock #	Use on final assembly #	Overall length (Inches)	Weight per ctn (lbs.)	Factory packaging
SZ1334	SZ315	12.00	2.50	6 bags per ctn
SZ1336	SZ319	13.00	2.40	6 bags per ctn
SZ1338	SZ323, SZ327, SZ329	14.00	2.60	6 bags per ctn
SZ1340	SZ331	15.00	2.70	6 bags per ctn
SZ1342	SZ335, SZ339	16.00	2.90	6 bags per ctn
SZ1344	SZ343	17.00	3.00	6 bags per ctn
ZT1742	ZT729, ZT735	17.00	7.20	10 bags per ctn
ZT1744	ZT741	18.00	7.40	10 bags per ctn
ZT1746	ZT747, ZT751	19.00	7.90	10 bags per ctn

Packaged: 2 per poly bag with header card

Order unit: Pair

Super Z[®] Crossmember repair:



1 Lay the chains down with the flat side of the eyelets (Marked TIRE SIDE) towards the ground.



2 Open the eyelet flap (about 20°-30°) and take the old crossmember out through the hole in the flat side of the eyelet.



3 Insert the new crossmember through the hole in the flat side of the eyelet.



4 Close with a hammer and make sure that the crossmember is securely seated in the eyelet.

Super Z[®] HD Replacement Crossmember (Truck Single)

Stock #	Use on final assembly #	Overall length (Inches)	Weight per ctn (lbs.)	Factory packaging
ZT8259	ZT835	19.00	9.00	10 per carton
ZT8261	ZT837, ZT841	20.00	9.10	10 per carton
ZT8263	ZT853, ZT859, ZT865, ZT869, ZT881	21.00	9.00	10 per carton
ZT8265	ZT877, ZT887, ZT-118	22.00	9.20	10 per carton
ZT8267	ZT891, ZT892	24.00	10.50	10 per carton
ZT8269	ZT897	26.00	11.10	10 per carton
ZT8275	ZT896	29.00	12.60	10 per carton
ZT8277	ZT899	27.00	11.60	10 per carton
ZT8283	ZT898	31.00	13.30	10 per carton

Packaged: Bulk

Order unit: Each

Super Z[®] Replacement Crossmember (OTR)

Stock #	Use on final assembly #	Overall length (Inches)	Weight per ctn (lbs.)	Factory packaging
ZT1532	ZT-132	26.00	9.00	10 per carton
ZT1541	ZT-141	30.00	11.00	10 per carton
ZT1543	ZT-143	32.00	12.50	10 per carton
ZT1545	ZT-145	38.00	14.00	10 per carton

Packaged: Bulk

Order unit: Each



Super Z[®] HD QuikDraw[™] Replacement Crossmember (Dual/Triple)

Stock #	Use on final assembly #	Overall length (Inches)	Weight per ctn (lbs.)	Factory packaging
ZT9932	ZT948	32.00	16.00	5 per carton
ZT9933	ZT956	33.00	16.00	5 per carton
ZT9934	ZT962	34.00	16.00	5 per carton
ZT9935	ZT970, ZT982	35.00	17.50	5 per carton
ZT9936	ZT990	36.00	17.50	5 per carton

Packaged: Bulk

Order unit: Each



Z-Chain[®] Replacement Crossmember

Stock #	Use on final assembly #	Overall length (Inches)	Weight per ctn (lbs.)	Factory packaging
Z-9380	Z-539	14.00	6.20	10 per carton
Z-9384	Z-547	15.50	6.80	10 per carton
Z-9388	Z-555, Z-563	16.00	7.00	10 per carton
Z-9390	Z-571	16.50	7.20	10 per carton
Z-9394	Z-575, Z-579	17.00	7.20	10 per carton
Z-9398	Z-583	18.00	7.60	10 per carton

Packaged: 2 per poly bag with header card

Order unit: Pair



Alloy Radial Chain[®] Replacement Crossmember

Stock #	Use on final assembly #	Overall length (Inches)	Weight per ctn (lbs.)	Factory packaging
TC8611	TA1939, TA1941	14.89	3.50	10 per carton
TC8615	TA1943	15.94	3.50	10 per carton
TC8619	TA1945	16.88	4.00	10 per carton
TC8623	TA1947, TA1949	17.44	4.00	10 per carton
TC8627	TA1951	18.00	4.00	10 per carton
TC8637	TA2071	23.00	5.30	10 per carton
TC8639	TA2069	24.00	5.50	10 per carton
TC8754	TA3939, TA3941	28.00	2.40	6 per carton
TC8758	TA3943	30.00	2.50	6 per carton
TC8762	TA3945	31.00	2.65	6 per carton
TC8766	TA3947	31.50	2.65	6 per carton
TC8770	TA3949	32.00	2.70	6 per carton

Packaged: Bulk

Order unit: Each

Quik Grip standard link

* Square rod alloy



Quik Grip® Regular Link & Square Rod Replacement Cross Chain with End Hooks (Bulk packaging)

Stock #	Number of links	Diameter of links (Inches)		Inside length Cross chain with end hooks (In.)	Cross chain end hook number	Weight per bag (lbs.)	Factory packaging
QG5414	7	11/64	0.177	10.38	QG20056	11.50	50 / bag
QG5419	8	11/64	0.177	11.56	QG20056	13.00	50 / bag
QG5420	9	11/64	0.177	12.74	QG20056	14.00	50 / bag
QG5422	10	11/64	0.177	13.92	QG20056	15.00	50 / bag
*QG6046	11	5.5mm x 5.5mm	-	13.89	QG20051	15.25	25 / bag
*QG6048	13	5.5mm x 5.5mm	-	15.93	QG20051	17.25	25 / bag
*QG6121	10	5.5mm x 5.5mm	-	12.88	QG20151	14.60	25 / bag
*QG6125	12	5.5mm x 5.5mm	-	14.92	QG20151	20.00	25 / bag
*QG6153	13	7mm x 7mm	-	15.75	QG20154	31.90	25 / bag
*QG6155	15	7mm x 7mm	-	17.75	QG20154	35.50	25 / bag
*QG6160	9	8mm x 8mm	-	16.08	QG20154	32.50	25 / bag
*QG6163	11	8mm x 8mm	-	18.88	QG20154	37.50	25 / bag
QG6219	9	15/64	0.234	12.12	QG20051	27.50	50 / bag
QG6221	10	15/64	0.234	13.12	QG20051	30.00	50 / bag
QG6221-10							10/bag
QG6222	10	5/16	0.312	14.34	QG20054	31.20	25 / bag
QG6225	12	15/64	0.234	15.12	QG20051	33.00	50 / bag
QG6225-10							10/bag
QG6226	12	5/16	0.312	16.50	QG20054	75.00	50 / bag
QG6227	13	15/64	0.234	16.12	QG20051	35.00	50 / bag
QG6229	14	15/64	0.234	17.12	QG20051	35.00	5 / ctn
QG6251	9	9/32	0.281	14.37	QG20053	47.00	50 / bag
QG6251-10							10/bag
QG6253	10	9/32	0.281	15.62	QG20053	51.00	50 / bag
QG6255	11	9/32	0.281	16.87	QG20053	62.50	50 / bag
QG6256	8	5/16	0.312	14.62	QG20054	60.00	50 / bag
QG6259	12	9/32	0.281	18.12	QG20053	58.00	50 / bag
QG6260	9	5/16	0.312	16.01	QG20054	32.50	25 / bag
QG6260-10							10/bag
QG6263	10	5/16	0.312	17.40	QG20054	38.00	25 / bag
QG6263-10							10/bag
QG6265	16	9/32	0.281	23.12	QG20053	37.50	25 / bag
QG6266	11	5/16	0.312	18.79	QG20054	35.00	25 / bag
QG6426	10	3/8	0.375	16.12	QG20054	50.00	25 / bag
QG6435	11	3/8	0.375	17.36	QG20054	55.00	25 / bag
QG6436	12	3/8	0.375	18.62	qq20054	58.00	25 / bag
QG6438	13	3/8	0.375	19.88	qq20054	62.00	25 / bag
QG6445	14	3/8	0.375	21.14	QG20055	65.00	25 / bag
QG6630R	17	3/8	0.375	25.00	QG20055	79.00	25 / bag
QG6640	15	7/16	0.437	28.18	QG20058	44.00	10 / bag
QG6650	19	7/16	0.437	34.43	QG20058	54.00	10 / bag
QG6660	20	17/32	0.531	39.43	QG20059	94.00	10 / bag
QG7213	13	5/16	0.312	21.57	QG20054	42.50	25 / bag
QG7214	14	5/16	0.312	22.96	QG20054	44.00	25 / bag
QG7215	15	5/16	0.312	24.35	QG20054	46.00	25 / bag
QG7216	20	5/16	0.312	31.30	QG20054	57.00	25 / bag
QG7420	16	3/8	0.375	23.66	QG20055	68.00	25 / bag
QG7426	19	3/8	0.375	27.44	QG20055	65.00	20 / bag
QG9562	17	7/16	0.437	31.29	QG20058	49.00	10 / bag
QG9567	22	7/16	0.437	39.09	QG20058	60.00	10 / bag

Packaged: Bulk

Order unit: Each

Minimum order quantity: Factory package

Catalog weights are approximate

For complete, up-to-date listings, please refer to our website at: www.peerlesschain.com.

V - Bar Link Chain



Alloy Stud Chain



Quik Grip® V-Bar & *Alloy Stud Chain Replacement Cross Chain with End Hooks (Bulk packaging)

Stock #	Number of links	Diameter of links (Inches)		Inside length Cross chain with end hooks (In.)	Cross chain end hook number	Weight per bag (lbs.)	Factory packaging
QG5820	9	13/64	0.207	12.03	QG20050	11.00	25 / bag
QG5822	10	13/64	0.207	12.94	QG20050	12.00	25 / bag
QG6819	9	15/64	0.234	12.12	QG20051	32.00	50 / bag
QG6821	10	15/64	0.234	13.12	QG20051	33.00	50 / bag
QG6821-10							10/bag
QG6822	9	9/32	0.281	14.37	QG20053	55.00	50 / bag
QG6822-10							10/bag
QG6825	12	15/64	0.234	15.12	QG20051	39.00	50 / bag
QG6825-10							10/bag
QG6826	11	9/32	0.281	16.87	QG20053	74.00	50 / bag
QG6853	10	9/32	0.281	15.62	QG20053	60.00	50 / bag
QG6853-10							10/bag
QG6859	12	9/32	0.281	18.12	QG20053	74.00	50 / bag
QG6860	9	5/16	0.312	16.01	QG20054	37.00	25 / bag
QG6860-10							10/bag
QG6863	10	5/16	0.312	17.40	QG20054	40.00	25 / bag
QG6866	11	5/16	0.312	18.79	QG20054	45.00	25 / bag
*QGS6966	11	8mm	0.315	16.14	QG20254	39.25	25 / bag
*QGS6968	12	8mm	0.315	17.30	QG20254	42.01	25 / bag
QGV5315	9	9/32	0.281	14.75	QG20054	65.00	50 / bag
QGV5340HD	11	5/16	0.312	18.79	QG20054	44.00	25 / bag
QGV5355	12	5/16	0.312	20.18	QG20054	48.80	25 / bag

Packaged: Bulk


Order unit: Each

Quik Grip® Replacement Cross Chain for Twin Grip Tractor Chain

Stock #	Number of links	Diameter of links (Inches)		Inside length CC with end hook (In.)	Cross chain end hook #	Weight per bag (lbs)	Factory packaging
QG8330	11	3/8	0.375	22.30	QG20054	60.00	10 / bag
QG8350	14	3/8	0.375	27.40	QG20054	66.00	10 / bag
QG8360	16	3/8	0.375	30.86	QG20054	76.00	10 / bag

Packaged: Bulk

Order unit: Each



Diamond Blue

Diamond Blue® Replacement Cross Chain

Stock #	Number of links	Used on final assembly #	Weight per bag (lbs)	Factory packaging
DB6051	9 - 5 - 11	DB2141, DB2145, DB2149	20.50	10 / bag
DB6053	11 - 5 - 11	DB2143, DB2147, DB2151	20.50	10 / bag

Packaged: Bulk

Order unit: Each





Domestic Regular Link Replacement Cross Chain with End Hooks (Bulk packaging)

Standard Link

Stock #	Number of links	Diameter of links (Inches)		Inside length Cross chain with end hooks (In.)	Cross chain end hook number	Weight per bag (lbs.)	Factory packaging
0621810	8	15/64	0.234	11.44	2005110	13.00	25 / bag
0621910	9	15/64	0.234	12.44	2005110	15.00	25 / bag
0622110	10	15/64	0.234	13.44	2005110	16.00	25 / bag
0622410	11	15/64	0.234	14.44	2005110	18.00	25 / bag
0622510	12	15/64	0.234	15.44	2005110	19.00	25 / bag
0623410	13	5/16	0.312	16.25	2005310	37.00	25 / bag
0625110	9	9/32	0.281	14.38	2005310	24.50	25 / bag
0625310	10	9/32	0.281	15.63	2005310	26.00	25 / bag
0625410	11	9/32	0.281	16.88	2005310	27.00	25 / bag
0625610	8	5/16	0.312	14.94	2005510	33.00	25 / bag
0625910	12	9/32	0.281	18.13	2005310	30.00	25 / bag
0626010	9	5/16	0.312	16.31	2005510	38.00	25 / bag
0626310	10	5/16	0.312	15.63	2005510	40.00	25 / bag
0626510	16	9/32	0.281	23.13	2005310	37.00	25 / bag
0626610	11	5/16	0.312	19.13	2005510	43.00	25 / bag
0626710	17	9/32	0.281	24.38	2005310	38.00	25 / bag
0642610	10	3/8	0.375	16.44	2005510	51.00	25 / bag
0643410	11	3/8	0.375	17.75	2005510	55.00	25 / bag
0643610	12	3/8	0.375	19.00	2005510	59.00	25 / bag
0643810	13	3/8	0.375	20.25	2005510	62.00	25 / bag
0644610	15	3/8	0.375	22.75	2005510	67.00	25 / bag
0664010	15	7/16	0.437	28.55	2005710	45.00	10 / bag
0665010	19	7/16	0.437	34.80	2005710	54.00	10 / bag
0675010	19	17/32	0.531	39.75	2005410	87.00	10 / bag
0675310	22	17/32	0.531	45.31	2005410	100.00	10 / bag
0675610	26	17/32	0.531	52.72	2005410	116.00	10 / bag
0721310	13	5/16	0.312	21.88	2005510	46.00	25 / bag
0721410	14	5/16	0.312	23.25	2005510	48.00	25 / bag
0721510	15	5/16	0.312	24.66	2005510	50.00	25 / bag
0721610	20	5/16	0.312	31.61	2005510	62.00	25 / bag
0742010	16	3/8	0.375	24.01	2005510	70.00	25 / bag
0742210	17	3/8	0.375	25.31	2005510	78.00	25 / bag
0742610	19	3/8	0.375	27.84	2005510	80.00	25 / bag
0981110	7	3/8	0.375	16.50	2005510	44.00	25 / bag
0981210	8	3/8	0.375	18.25	2005510	51.75	25 / bag
0981410	10	3/8	0.375	21.88	2005510	61.00	25 / bag
0981610	11	3/8	0.375	23.63	2005510	65.75	25 / bag
0981710	14	7/16	0.437	32.00	2005710	44.90	10 / bag
0981910	13	3/8	0.375	27.31	2005510	75.00	25 / bag
0982110	16	3/8	0.375	31.63	2005510	35.00	25 / bag
0982210	18	7/16	0.437	39.88	2005710	55.10	10 / bag
0985510	15	7/16	0.437	33.25	2005710	46.30	10 / bag

Packaged: Bulk

Order unit: Each



Domestic V-Bar Replacement Cross Chain with End Hooks (Bulk packaging)

V-Bar Standard Link

Stock #	Number of links	Diameter of links (Inches)		Inside length Cross chain with end hooks (In.)	Cross chain end hook number	Weight per bag (Lbs.)	Factory packaging
0681910	9	15/64	0.234	12.44	2005110	15.00	25 / bag
0682110	10	15/64	0.234	13.44	2005110	16.00	25 / bag
0682210	9	9/32	0.281	14.38	2005310	28.00	25 / bag
0682410	11	15/64	0.234	14.44	2005110	18.00	25 / bag
0682510	12	15/64	0.234	15.44	2005110	19.00	25 / bag
0682610	11	9/32	0.281	16.44	2005310	32.00	25 / bag
0683410	12	9/32	0.281	18.13	2005310	34.00	25 / bag
0683810	12	5/16	0.312	20.40	2005510	48.00	25 / bag
0684610	14	5/16	0.312	23.31	2005510	54.00	25 / bag
0685310	10	9/32	0.281	15.63	2005310	26.00	25 / bag
0686010	9	5/16	0.312	16.31	2005510	38.00	25 / bag
0686310	10	5/16	0.312	17.69	2005510	40.00	25 / bag
0686610	11	5/16	0.312	19.13	2005510	43.00	25 / bag

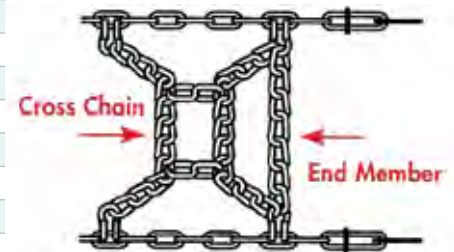
Packaged: Bulk

Order unit: Each

Domestic Duo-trac Cross Chain "H" Pattern and End Member with *End Hooks



Stock #	Number of links	Diameter of links (Inches)	Inside length CC with end hook (In.)	Cross chain end hook #	Weight per bag (Lbs)	Factory packaging
0960810	9	0.234	12-13/32	2005110	6.24	5 / bag
0961010	11	0.234	14-13/32	2005110	7.00	5 / bag
0970810	9	0.375	16-9/32	2005510	24.00	5 / bag
0971010	11	0.375	19-7/8	2005510	27.05	5 / bag
0971210	13	0.375	23-1/2	2005510	30.15	5 / bag
0971410	15	0.375	27-1/8	2005510	34.95	5 / bag
0972610	18	0.437	35-7/64	2005710	61.00	5 / bag
*0971218	12	0.375	21-11/16	2005510	15.00	5 / bag
*0971418	14	0.375	25-5/16	2005510	15.00	5 / bag
*0972618	17	0.437	33-5/32	2005710	30.00	5 / bag



Packaged: Bulk

Order unit: Each

* Cross chain end member with end hooks

Domestic Straight Link Side Chain (Non-hardened & *Case hardened)



Stock #	Rod diameter (Inches)	Trade size	Finish	Type	Inside length (Inches)	Weight per 100 ft (Lbs.)	Factory packaging	Bulk part number	Feet per drum
3000110	5/32	#1	Bright Zinc	Passenger	1.24	19.00	100 ft / bag	3000185	1,500
3001010	11/64	1/0	Bright Zinc	Passenger	1.25	23.00	100 ft / bag	3001085	1,500
3002010	3/16	2/0	Bright Zinc	Garden Tractor - PL	1.31	27.00	100 ft / bag	3002085	1,000
3004010	7/32	4/0	Bright Zinc	Light Truck	1.38	31.00	100 ft / bag	3004085	1,000
3006010	9/32	6/0	Bright Zinc	Light Truck - Truck	1.82	53.00	100 ft / bag	3006085	500
3007010	5/16	7/0	Shot Blasted	Truck	1.92	66.00	100 ft / bag	3007085	500
3007110	5/16	7/0	Bright Zinc	Tractor	2.12	64.00	100 ft / bag	3007185	500
3009010	3/8	9/0	Bright Zinc	OTR - Tractor	2.13	72.00	100 ft / bag	3009085	500
3009510	7/16	11/0	Bright Zinc	OTR	2.12	64.00	100 ft / drum	3009585	350
*3007190	5/16	7/0	Bright Zinc	OTR	2.17	100.00	100 ft / bag	3007195	84
*3009090	3/8	9/0	Bright Zinc	OTR	2.25	149.00	100 ft / bag	3009084	400

Packaged: Bulk

Order unit: Foot

OTR Extreme Alloy - 3 link Net Replacement - with Wear Bars

Stock #	Used on	Size	Weight per ctn (lbs)	Factory packaging
QGX9908	QGX715, QGX724,	8.2mm	5.15	10 / bag
QGX9910	QGX715X, QGX720X, QGX724X, QGX733X, QGX745X	10mm	9.20	10 / bag
QGX9912	QGX724XD, QGX733XD, QGX745XD	12mm	14.70	10 / bag

Packaged: Bulk

Order unit: each



OTR Extreme Alloy - 3 link Net Replacement

Stock #	Used on	Size	Weight per ctn (lbs)	Factory packaging
QGX9908	QGX715, QGX724,	8.2mm	4.65	10 / bag
QGX9910	QGX715X, QGX720X, QGX724X, QGX733X, QGX745X	10mm	8.50	10 / bag
QGX9912	QGX724XD, QGX733XD, QGX745XD	12mm	12.90	10 / bag

Packaged: Bulk

Order unit: each



OTR Extreme Alloy - Repair Links

Stock #	Used on	Size	Weight per ctn (lbs)	Factory packaging
QGX9708	QGX715, QGX724	8.2mm	1.00	10 / bag
QGX9710	QGX715X, QGX720X, QGX724X, QGX733X, QGX745X	10mm	1.80	10 / bag
QGX9712	QGX724XD, QGX733XD, QGX745XD	12mm	2.90	10 / bag

Packaged: Bulk

Order unit: each



OTR Extreme Alloy - Connecting Repair Hook

Stock #	Used on	Size	Weight per ctn (lbs)	Factory packaging
QGX9008	QGX715, QGX724,	8.2mm	3.95	10 / bag
QGX9010	QGX715X, QGX720X, QGX724X, QGX733X, QGX745X	10mm	7.05	10 / bag
QGX9012	QGX724XD, QGX733XD, QGX745XD	12mm	8.45	10 / bag

Packaged: Bulk

Order unit: each



OTR Extreme Alloy - Split Repair Ring

Stock #	Used on	Size	Weight per ctn (lbs)	Factory packaging
QGX5008	QGX715, QGX724	8.2mm	1.35	10 / bag
QGX5010	QGX715X, QGX720X, QGX724X, QGX733X, QGX745X	10mm	3.05	10 / bag
QGX5012	QGX724XD, QGX733XD, QGX745XD	12mm	3.60	10 / bag

Packaged: Bulk

Order unit: each



OTR Ladder Alloy - Ladder Style Crosschains

Stock #	Used on	Size	Weight per ctn (Lbs)	Factory packaging
ES9980	E2612-4	10mm	31.90	10 / bag
ES9990	E2615S-2, E2615S-4	10mm	33.83	10 / bag
ES9901	E2624S-2, E2624S-4	10mm	36.20	10 / bag
ES9902	E2627S-2, E2627S-4	10mm	39.90	10 / bag
ES9903	E2633S-2, E2633S-4	10mm	47.00	10 / bag

Packaged: Bulk

Order unit: each


Multi-Arm Tire Chain Tensioners (2 tensioners per bag)

Stock #	Description	Used on	Weight per ctn (lbs)	Factory packaging
QG20007	Rubber w/ 6 hooks	BLUE- Light truck with 16" – 19.5" wheels	8.50	10 bags / ctn
QG20009	Rubber w/ 6 hooks	YELLOW- Truck with 18" – 24.5" wheels	15.0	10 bags / ctn

Packaged: 2 per poly bag

Order unit: Pair

QG20007



QG20009



Quik Grip® Link Chain Rubber Tensioners

Stock #	Description	Size (mm)	Used on	Weight per ctn (lbs)	Factory packaging
QG20025	Rubber w/ 5 hooks	8.5 x 89	Small garden tractor, snow blower	4.00	10 bags / ctn
QG20030	Rubber w/ 4 hooks	9.5 x 139	Medium garden tractor, snow blower	4.00	10 bags / ctn
QG20032	Rubber w/ 4 hooks	10 x 160	Large garden tractor, snow blower & ATV	4.00	10 bags / ctn
QG20069	Rubber w/ 5 hooks	13.5 x 400	Truck link	16.00	12 bags / ctn
QG20070-10	Rubber w/ 5 hooks	8.5 x 250	Passenger link	5.00	10 bags / ctn
QG20074-10	Rubber w/ 5 hooks	10.0 x 300	Light truck link	6.00	10 bags / ctn

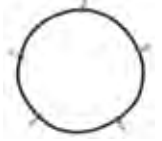
Packaged: 2 per poly bag

Order unit: Pair


QG20030
QG20032



QG20025
QG20070-10



QG20069




Quik Grip® Link Chain Spring Tensioners

Stock #	Description	Used on	# Springs per tightener	Weight per ctn (lbs)	Factory packaging
QG20048	Ring and springs	ATV 8"-12" wheels	4	9.00	10 bags / ctn
QG20071	Chain and springs	Light truck link	5	25.00	12 boxes / ctn
QG20072	Chain and springs	Medium truck link	4	45.00	12 boxes / ctn
QG20073	Chain and springs	Large truck link	6	60.00	12 boxes / ctn

Packaged: 1 pair per box

Order unit: Pair

QG20048



QG20071
QG20072
QG20073



Cable Chain Rubber Tensioners (2 tensioners per bag)

Stock #	Size (mm)	Used on final assembly #	Weight per bag (lbs)	Factory packaging
SZ1172	9.5 x 139	SZ115, SZ137, SZ315, SZ335	4.00	10 bags/ctn
SZ1174	10 x 160	SZ139, SZ143, SZ339, SZ343, SZ429, ZT729	5.00	10 bags/ctn
SZ1176	10 x 195	SZ435, SZ441, SZ447, SZ451, ZT735, ZT741, ZT747, ZT751	5.00	10 bags/ctn
SZ1180	12 x 226	SZ462, SZ497	5.50	10 bags/ctn
TA8069	13.5 x 450	TA2069, TA2071, TA3939, TA3949	16.00	12 bags/ctn

Packaged: 2 per poly bag

Order unit: Pair




Super Z® HD Rubber Tensioners (2 tensioners per bag)

Stock #	Size (mm)	Used on final assembly #	Weight per ctn (lbs)	Factory packaging
ZT1869	10 x 270	Custom	3.60	6 bags/ctn
ZT1870	10 x 300	ZT881, ZT887, ZT897, ZT899	3.60	6 bags/ctn
ZT1874	10 x 380	ZT-118	3.60	6 bags/ctn
ZT1875	13.5 x 400	Custom	3.60	6 bags/ctn
ZT1876	13.5 x 450	ZT898, ZT-132, ZT-141, ZT-143, ZT-145	3.60	6 bags/ctn
ZT1878	9.5 x 139	Custom	3.60	6 bags/ctn
ZT1882	10 x 195	ZT835, ZT837, ZT841, ZT853, ZT859, ZT865, ZT869, ZT877, ZT891, ZT892, ZT896	3.60	6 bags/ctn

Packaged: 2 per poly bag

Order unit: Pair



Plastic Replacement Tensioner Hooks

Stock #	Fits hoop size (mm)	Used on final assembly #	Weight per bag (lbs)	Factory packaging
QG20039	9.5 & 10	QG20030 / QG20032	3.00	12 per bag / 6 bags per ctn
QG20079P	13.5	QG20069	2.80	50 / Bag
SZ1196	9.5 x 10	SZ100, SZ300, SZ435-451 & ZT700 Series	0.60	12 per bag / 6 bags per ctn
SZ1198	12	SZ468-SZ492	0.83	12 per bag / 6 bags per ctn
TA8085	13.5	TA2069 - TA3900 Series	0.50	14 per bag / 6 bags per ctn

Packaged: 1 per poly bag

Order unit: Each



Cable Replacement Tensioner Hooks

Stock #	Color	Used on final assembly #	Weight per ctn (lbs)	Factory packaging
ZT1807Y	Yellow	All ZT800 & 100 Series	2.00	25 / ctn
ZT1807B	Blue	All ZT800 & 100 Series	2.00	25 / ctn
ZT1807R	Red	All ZT800 & 100 Series	2.00	25 / ctn
ZT1807K	Black	All ZT800 & 100 Series	2.00	25 / ctn

Packaged: Bulk

Order unit: Each



Super Z[®] HD Dual/Triple Center Draw Chain Fastener

ZT9970



Weight / Ctn: 2.00 Lbs.
Packaged: Bulk
Factory Package: 10 / ctn
Order Unit: Each

Diamond Blue[®] Side Chain Hold Down

DB9970



Size: All Diamond Blue Product
Weight / Ctn: 2.5 Lbs.
Factory Package: 10 / ctn
Order Unit: Each

Link Chain Rubber Tensioner Metal Hook

Stock #	Description	Rod Diameter (inches)	Inside length (Inches)	Weight per bag (lbs)	Factory packaging
QG20075	QG20070	0.156	1.20	2.00	100 / bag
QG20078	QG20074	0.158	1.25	2.25	100 / bag

Packaged: Bulk

Order unit: Each

QG20075 & QG20078



CAM with Long Link (Link not welded)

Stock #	use on:	Weight per bag (lbs)	Factory packaging
QG20082	Light truck (0.234 side chain)	5.00	25 / bag
QG20083	Truck (0.281 & 0.312 side chain)	11.00	25 / bag
QG20283	Alloy Stud Chain	11.00	25 / bag

Packaged: Bulk

Order unit: Each



CAM Tightening Tools (For Quik Grip and Diamond Blue)

QG20088



Size: For light truck CAM
Weight / Bag: 1.50 Lbs.
Package: Bulk
Factory Package: 10 / bag
Order Unit: Each

QG20095

Size: For truck CAM
Weight / Bag: 3.30 Lbs.
Package: Bulk
Factory Package: 10 / bag
Order Unit: Each



Super Z[®] HD Inside Fastener Speed Hook

Stock #	Use on final assembly #	Rod diameter (Inches)	Inside length (Inches)	Weight per ctn (Lbs)	Factory packaging
ZT1802	All ZT800 stock #'s	0.280	1.68	1.50	25 / carton
ZT1803	All ZT100 & ZT900 stock #'s	0.380	2.18	4.00	25 / carton

Packaged: Bulk

Order unit: Each



TA Alloy Radial Chain[®] Fastener Repair Kit

Stock #	Used on final assembly #	Description	Weight per ctn (lbs)	Factory packaging
TA8094	All TA truck chains	Complete fastener kit for 1/2 pair	20.00	10 kits / carton

Packaged: 1 kit per bag

Order unit: Each



QG20060

QG20066

QG20064

QG20063 & QG20065

QG20061, QG20062 & QG20062XL

QG20068

Link Chain Side Chain End Fastener

Stock #	Type	Weight per bag/ctn (lbs)	Factory packaging
QG20022	Snowblower/garden tractor (0.122 - 0.150 side chain)	0.75	25 / bag
QG20023	Snowblower/garden tractor (0.162 - 0.192 side chain)	0.75	25 / bag
QG20060	RP passenger & light truck	3.00	25 / bag
QG20061	HD CAM truck (with keeper link)	6.30	25 / bag
QG20062	CTO truck (with keeper link)	9.60	25 / bag
QG20062XL	Stud chain	29.00	50 / bag
QG20063	Light truck	8.00	25 / bag
QG20064	PL passenger	1.00	25 / bag
QG20065	9/32", 5/16" side chain	12.00	25 / bag
QG20066	3/8", 7/16" side chain	23.00	25 / bag
QG20068	9/32", 5/16" with clevis attachment	5.00	10 / bag
*2006420	Tractor	6.00	10 / ctn
*2009320	Heavy Tractor - OTR	10.00	10 / ctn
*2034030	7/32" side chain	4.075	25 / ctn

Packaged: Bulk

Order unit: Each



QG20022
QG20023

2009320

2006420

2034030

Link Chain Inside Fastener Speed Hook

Domestic Stock #	Factory packaging	Weight per bag (lbs.)	Import Stock #	Factory packaging	Weight per bag (lbs.)	Rod diameter (Inches)	Used on final assembly
2008220	25 / bag	2.00	QG20080	100 / bag	6.00	0.250	Passenger, Light truck
2008020	25 / bag	3.00	QG20081	100 / bag	2.00	0.177	PL Passenger
2008420	25 / bag	4.00	QG20084	50 / bag	6.00	0.312	Truck
2008520	10 / bag	3.00	QG20085	50 / bag	9.00	0.375	LT CTO, Mud, Off-Road, Tractor
-	-	-	QG20086	25 / bag	4.00	0.375	CAM, CAM HD
-	-	-	QG20087	50 / bag	24.00	0.393	CTO
-	-	-	QG20186	25 / bag	4.50	0.375	Alloy square rod truck
-	-	-	QG20287	100 / bag	27.50	0.393	Alloy stud chain

Packaged: Bulk

Order unit: Each



Cross Chain Swivel Hooks

Stock #	For use with side chain	For use with cross chain	Type	Weight per bag/ctn (lbs)	Factory packaging	
QG20098	7/0	0.312	9/0	Swivel hook	13.00	50
QG20099	9/0	0.375	11/0	Swivel hook w/washer	22.50	50
QG20100	11/0	0.437	14/0	Swivel hook w/washer	25.00	50

Packaged: Bulk

Order unit: Each



Cross Chain End Hook

Domestic Stock #	Factory packaging	Weight per bag (lbs.)	Import Stock #	Factory packaging	Weight per bag (lbs.)	Rod diameter (Inches)	Inside length (Inches)	Used on final assembly	
2005010	50 / bag	3.00	QG20050	25 / bag	2.00	13/64	0.207	1.875	Passenger
2005110	50 / bag	5.00	QG20051	25 / bag	2.00	1/4	0.250	1.562	Light Truck
			QG20051-10	10/bag					
2005310	50 / bag	8.00	QG20053	25 / bag	4.00	5/16	0.312	1.562	Truck
			QG20053-10	10/bag					
2005510	50 / bag	14.00	QG20054	25 / bag	6.00	3/8	0.375	1.750	Mud, Off-Road, CTO
			QG20054-10	10/bag					
-	-	-	QG20055	25 / bag	8.00	13/32	0.406	1.750	Tractor, Off-Road
2004610	50 / bag	2.00	QG20056	25 / bag	1.00	11/64	0.177	1.060	PL Passenger
2005710	50 / bag	20.00	QG20057	25 / bag	9.50	13/32	0.406	2.375	Tractor
2005410	50 / bag	23.00	QG20058	25 / bag	11.00	7/16	0.437	2.375	Off-Road
-	-	-	QG20059	25 / bag	19.00	17/32	0.531	2.716	Off-Road
-	-	-	QG20151	25 / bag	2.50	1/4	0.250	1.400	Alloy Square Rod LT
-	-	-	QG20154	25 / bag	5.00	5/16	0.312	1.700	Alloy Square Rod Truck
-	-	-	QG20254	25 / bag	7.00	3/8	0.394	1.752	Alloy Stud Chain

Packaged: Bulk

Order unit: Each



Cross Chain Repair Link (Self closing)

Stock #	Rod diameter (Inches)	Finish	Description	Weight per bag/ctn (lbs)	Factory packaging
QG20027	0.207	Bright zinc	All passenger	4.00	100 / bag
QG20028	0.250	Lacquer	Light Truck	6.00	100 / bag
QG20029	0.312	Lacquer	Truck	10.00	100 / bag

Packaged: Bulk

Order unit: Each



Side Chain End Lap Repair Links

Stock #	Rod diameter (Inches)	Used on final assembly #	Inside length (Inches)	Weight per bag (lbs)	Factory packaging
8030135	0.219	Passenger	1.00	3.00	100 / ctn
8030235	0.250	Light truck	1.22	3.50	50 / ctn
8030335	0.281	Truck	1.51	7.50	50 / ctn
8030435	0.312	Truck, Large truck	1.65	11.50	50 / ctn
8034435	0.375	Off Road	2.13	13.50	50 / ctn
QG20046	0.207	Passenger (V-shaped)	0.95	4.00	100 / bag

Packaged: Bulk

Order unit: Each





Domestic Twist Link Cross Chain (Hardened to NACM specifications)

Stock #	Rod diameter (Inches)	Trade size	Finish	Type	Inside length (Inches)	Weight per bag (lbs.)	Factory packaging
3013012	0.203	3/0	Bright	Light Truck	0.922	35.00	100 ft / bag
3014012	0.234	4/0	Bright	Light Truck	1.000	49.00	100 ft / bag
3016112	0.281	6/0	Bright	Light Truck - Truck	1.240	70.00	100 ft / bag
3017012	0.312	7/0	Bright	Light Truck - Truck (Short pitch)	1.100	98.00	100 ft / bag
3017112	0.312	7/0	Bright	Light Truck - Truck	1.390	83.00	100 ft / bag
3019012	0.375	9/0	Bright	Truck	1.265	66.50	100 ft / bag
3019112	0.375	9/0	Bright	Tractor	1.808	114.00	100 ft / bag
3011112	0.422	11/0	Bright	Tractor, OTR	1.562	84.00	50 ft / bag
3019312	0.437	11/0	Bright	Tractor, OTR	1.950	79.00	50 ft / bag
3019712	0.531	14/0	Bright	Heavy Equipment, OTR	1.850	92.50	50 ft / bag

Packaged: Bulk

Order unit: Foot

Straight Link Side Chain (Non-hardened)

*Note: For older model Stud Chains



Stock #	Rod diameter (Inches)	Trade size	Finish	Type	Inside width (Inches)	Inside length (Inches)	Weight per bag (lbs.)	Factory packaging	
QG30005	5/32	0.162	#1	Bright Zinc	PL	0.285	1.251	19.00	100 ft / bag
QG30020	3/16	0.193	2/0	Lacquer	RP	0.339	1.300	26.00	100 ft / bag
QG30040	7/32	0.217	4/0	Lacquer	LSH, DH, RLS	0.354	1.390	34.00	100 ft / bag
QG30060	9/32	0.281	6/0	Lacquer	CAM, LSM, RS, RDT, DH, SH, DTH	0.490	1.812	55.00	100 ft / bag
QG30065	9/32	0.281	6/0	Lacquer	CAM HD	0.500	1.956	55.00	100 ft / bag
QG30070	5/16	0.312	7/0	Lacquer	SM, DTM, OTR, FTH, CTO-RS	0.490	1.921	67.00	100 ft / bag
QG30090	3/8	0.375	9/0	Lacquer	FTH, OTR	0.530	2.172	110.00	100 ft / bag
QG30100	7/16	0.437	11/0	Lacquer	OTR	0.637	2.250	74.00	50 ft / bag
QG30140	7/32	0.217	4/0	Yellow Zinc	For QG Alloy LT	0.354	1.921	34.00	100 ft / bag
QG30160	9/32	0.281	6/0	Yellow Zinc	For QG2100 & QG4100 Series	0.490	1.812	59.00	100 ft / bag
*QG30270	5/16	0.312	7/0	Yellow Zinc	For QGS - Stud Chain	0.490	1.900	74.00	100 ft / bag
QG30272	5/16	0.315	7/0	Self Color	For QGS2900-4900 Stud Chain	0.490	1.968	75.00	100 ft / bag

Packaged: 100 Feet per bag, except QG30100 @ 50ft/bag

Order unit: Foot

Square Rod Alloy Cross Chain (Case-hardened)



Stock #	Rod diameter (mm)	Trade size	Finish	Type	Inside width (Inches)	Inside length (Inches)	Weight per bag (lbs.)	Factory packaging
QG32155	5.5mm SQ	0.217	Yellow Zinc	5.5mm Alloy LT chains	0.350	1.020	23.70	50 ft / bag
QG32160	7mm SQ	0.275	Yellow Zinc	7mm Alloy LT & Truck	0.460	0.995	47.00	50 ft / bag
QG32170	8mm SQ	0.315	Yellow Zinc	8mm Truck	0.525	1.398	45.10	50 ft / bag

Packaged: 50 Feet per bag

Order unit: Foot

Twist Link Cross Chain (Case-hardened)



Stock #	Rod diameter (Inches)	Trade size	Finish	Type	Inside width (Inches)	Inside length (Inches)	Weight per bag (lbs.)	Factory packaging	
QG32050	15/64	0.234	4/0	Lacquer	Light truck	0.375	1.000	27.00	50 ft / bag
QG32060	9/32	0.281	6/0	Lacquer	Light truck, Truck	0.495	1.250	35.00	50 ft / bag
QG32070	5/16	0.312	7/0	Lacquer	Light truck, Truck	0.525	1.390	41.00	50 ft / bag
QG32090	3/8	0.375	9/0	Lacquer	Truck, Tractor	0.530	1.265	66.00	50 ft / bag
QG32100	7/16	0.437	11/0	Lacquer	Tractor, OTR	0.637	1.562	89.00	50 ft / bag

Packaged: 50 Feet per bag

Order unit: Foot

Super Z® HD Tensioner Installation Lever

ZT1897

Weight: 0.90 Lbs. /ea.
 Factory Package: 1 / sleeve
 Order Unit: Each



Super Z® HD Truck Repair Plier

ZT1893

Weight: 7.00 Lbs. /ea.
 Factory Package: 1 / box
 Order Unit: Each



Passenger Link Chain Repair Plier

QG20089

Weight: 0.40 Lbs. /ea.
 Packaging: 1 / bag with header
 Factory Package: 10 / ctn
 Order Unit: Each



Light Truck Link Chain Repair Plier

QG20094

Weight: 1.25 Lbs. /ea.
 Packaging: 1 / box
 Order Unit: Each



Truck Link Chain Repair Plier (33")

QG20093

Weight: 9.80 Lbs. /ea.
 Factory Package: 1 / box
 Order Unit: Each



Truck Chain Plier Replacement Jaws

QG20092

Application: Jaws for QG20093
 Weight: 3.00 Lbs. /ea.
 Factory Package: 1 / box
 Order Unit: Each



30" Bolt/Chain Cutter

4103010

Capacity: 5/16" Proof Coil
 Weight: 10.00 Lbs. /ea.
 Packaging: 1 / box
 Order Unit: Each



Alloy Radial Chain Repair Tool Kit

TC8993

Weight: 4.50 Lbs. /ea.
 Factory Package: 1 kit / box
 Order Unit: Each



Z® Gloves

Stock #	Description	Weight per ctn (Lbs)	Factory packaging
TPGLOVE	Z installation gloves with long sleeves	4.00	20 bags / ctn

Packaged: 1 pair per poly bag

Order unit: Pair



Iceman™ Ice scraper:

The Iceman™ Ice Scraper not only does a great job cleaning ice and snow off the windshield, but can also assist in installing tire chains. The cut-a-ways near the scraper end can be used to pull the chain around the tire during installation.

- Great promotional give-a-way item!
- Only 12" long, so it conveniently stores in door pockets for easy access.
- 4 color sleeve with punch hole for hanging from peg board.



ES2000

Weight: 0.15 Lbs./ ea.
 Factory Package: 12 / carton
 Order Unit: Each



Beginning with a truly practical display tire, Peerless offers the necessary material to display Z[®] traction products effectively and attractively in a retail environment.



AD-Sign
(30" x 60" Outdoor Banner)



AD-ZSign
(30" x 60" Outdoor Banner)



AD-Rack



WS1003
(Display Tire)

WS1005
(Adjustable Display Stand)



WS1007
(Shelf Stand)

ACCESSORIES

Passenger & Light Truck Link Chain Specifications



Cross Chain

Side Chain

Stock #	Inside length (Inches)	# of links in each cross chain	# of cross chains per 1/2 pair	Rod diameter (Inches)	# of side chain links	Overall chain length w/o fastener (Inches)
0341055	14.40	9	10	0.279	43	78.50
0341056	14.40	9	19	0.279	43	78.50
0341095	14.10	11	10	0.276	43	84.60
0341096	14.10	11	19	0.276	43	84.60
0342755	16.50	10	10	0.361	43	82.70
0342756	16.50	10	19	0.361	43	82.70
0342955	17.70	11	10	0.361	43	82.70
0342956	17.70	11	19	0.361	43	82.70
0342995	17.97	15	10	0.315	41	80.70
0342996	17.97	15	19	0.315	41	80.70
0343555	19.00	12	11	0.315	47	90.40
0343556	19.00	12	21	0.315	47	90.40
1199755	22.80	15	13	0.375	39	75.00
QG1114	10.38	7	10	0.177	43	53.80
QG1118	10.38	7	11	0.177	47	58.80
QG1122	10.38	7	12	0.177	51	63.80
QG1126	11.56	8	11	0.177	47	58.80
QG1130	11.56	8	12	0.177	51	63.80
QG1134	12.74	9	12	0.177	51	63.80
QG1138	12.74	9	13	0.177	55	68.80
QG1142	13.92	10	13	0.177	55	68.80
QG1840	12.03	9	12	0.207	51	66.10
QG1850	12.97	10	13	0.207	55	71.30
QG1854	12.97	10	12	0.207	51	66.10
QG2121	13.30	10	14	5.5 mm D	59 + 4 cams	82.00
QG2126	17.39	14	15	5.5 mm D	55 + 4 cams	87.60
QG2128	15.40	12	14	5.5 mm D	59 + 4 cams	82.00
QG2129	15.40	12	12	5.5 mm D	51 + 4 cams	70.09
QG2209	12.12	9	11	0.234	45	62.60
QG2211	12.12	9	13	0.234	53	73.70
QG2214	13.12	10	15	0.234	63	87.80
QG2214CAM	13.12	10	15	0.234	55 + 4 cams	87.80
QG2216	13.12	10	12	0.234	51	70.90
QG2216CAM	13.12	10	12	0.234	43 + 4 cams	70.90
QG2219	13.12	10	13	0.234	55	76.50
QG2219CAM	13.12	10	13	0.234	47 + 4 cams	76.50
QG2221	13.12	10	14	0.234	59	82.00
QG2221CAM	13.12	10	14	0.234	51 + 4 cams	82.00
QG2226	17.12	14	15	0.234	63	87.60
QG2226	17.12	14	15	0.234	55 + 4 cams	87.60
QG2228	15.12	12	14	0.234	59	82.00
QG2228CAM	15.12	12	14	0.234	51 + 4 cams	82.00
QG2229	15.12	12	12	0.234	51	70.90
QG2229CAM	15.12	12	12	0.234	43 + 4 cams	70.90
QG2435	14.62	8	9	0.312	40	70.70
QG2437	14.62	8	10	0.312	43	77.90
QG2809	12.12	9	11	0.234	45	62.60
QG2811	12.12	9	13	0.234	53	73.70
QG2814	13.12	10	15	0.234	63	87.80
QG2814CAM	13.12	10	15	0.234	55 + 4 cams	87.80
QG2816	13.12	10	12	0.234	51	70.90
QG2816CAM	13.12	10	12	0.234	43 + 4 cams	70.90
QG2819	13.12	10	13	0.234	55	76.50
QG2819CAM	13.12	10	13	0.234	47 + 4 cams	76.50
QG2821	13.12	10	14	0.234	59	82.00
QG2821CAM	13.12	10	14	0.234	51 + 4 cams	82.00
QG2826	17.12	14	15	0.234	63	87.60

Passenger & Light Truck Link Chain Specifications

Stock #	Cross Chain				Side Chain	
	Inside length (Inches)	# of links in each cross chain	# of cross chains per 1/2 pair	Rod diameter (Inches)	# of side chain links	Overall chain length w/o fastener (Inches)
QG2826CAM	17.12	14	15	0.234	55 + 4 cams	87.60
QG2828	15.12	12	14	0.234	59	82.00
QG2828CAM	15.12	12	14	0.234	51 + 4 cams	82.00
QG2829	15.12	12	12	0.234	51	70.90
QG2829CAM	15.12	12	12	0.234	-	70.90
QG3110	15.35	12	13	5.5 mm D	47 + 4 cams	76.50
QG3127	15.75	13	10	7.14 mm D	37 + 3 cams	77.90
QG3129	17.75	15	10	7.14 mm D	37 + 3 cams	77.90
QG3210	15.12	12	13	0.234	55	76.50
QG3210CAM	15.12	12	13	0.234	47 + 4 cams	76.50
QG3227	15.62	10	10	0.281	43	77.90
QG3227CAM	15.62	10	10	0.281	37 + 4 cams	77.90
QG3229	18.12	12	10	0.281	43	77.90
QG3229CAM	18.12	12	10	0.281	37 + 4 cams	77.90
QG3810	15.12	12	13	0.234	55	76.50
QG3827	15.12	10	10	0.281	43	77.90
QG3829	18.12	12	10	0.281	43	77.90
QG4121	13.32	10	28	5.5 mm D	53 + 4 cams	82.00
QG4128	15.35	12	28	5.5 mm D	53 + 4 cams	82.00
QG4219	13.12	10	26	0.234	55	76.50
QG4219CAM	13.12	10	26	0.234	47 + 4 cams	76.50
QG4221	13.12	10	28	0.234	59	82.00
QG4221CAM	13.12	10	28	0.234	51 + 4 cams	82.00
QG4228CAM	15.12	12	28	0.234	51 + 4 cams	82.00
QG4229CAM	15.12	12	24	0.234	43 + 4 cams	70.90
QG4819	13.12	10	26	0.234	55	76.50
QG4821	13.12	10	28	0.234	59	82.00
QG4828	15.12	12	28	0.234	59	82.00
QG4829	15.12	12	24	0.234	51	70.90
QGV315	14.75	9	9	0.281	39	74.90
QGVC315	14.75	9	9	0.281	31 + 4 cams	74.90
QGV320	14.75	9	10	0.281	42	87.70
QGVC320	14.75	9	10	0.281	34 + 4 cams	80.70
QGV322	14.75	9	11	0.281	46	88.40
QGVC322	14.75	9	11	0.281	38 + 4 cams	88.40

Truck & Tractor Link Chain Specifications



Stock #	Cross Chain				Side Chain	
	Inside length (Inches)	# of links in each cross chain	# of cross chains per 1/2 pair	Rod diameter (Inches)	# of side chain links	Overall chain length w/o fastener (Inches)
DB2141	16.53	9-5-11	7 nets	5.5mm D	70 + 4 cams	99.21
DB2143	18.03	11-5-11	7 nets	5.5mm D	66 + 4 cams	92.60
DB2145	16.53	9-5-11	7 nets	5.5mm D	78 + 4 cams	108.03
DB2147	18.03	11-5-11	7 nets	5.5mm D	74 + 4 cams	103.62
DB2149	16.53	9-5-11	7 nets	5.5mm D	80 + 4 cams	110.24
DB2151	18.03	11-5-11	7 nets	5.5mm D	78 + 4 cams	108.03
QG0103	13.90	11	8	5.5mm D	36	50.05
QG0107	13.90	11	10	5.5mm D	44	61.17
QG0111	13.90	11	11	5.5mm D	48	66.73
QG0117	13.90	11	13	5.5mm D	57	79.24
QG0125	15.93	13	9	5.5mm D	40	55.60

Truck & Tractor Link Chain Specifications

Stock #	Cross Chain				Side Chain	
	Inside length (Inches)	# of links in each cross chain	# of cross chains per 1/2 pair	Rod diameter (Inches)	# of side chain links	Overall chain length w/o fastener (Inches)
QG0129	15.93	13	11	5.5mm D	49	68.12
QG0137	15.93	13	14	5.5mm D	60	83.41
QG0822	17.36	11	11	0.375	46	88.37
QG0832	17.36	11	12	0.375	50	96.05
QG0834	21.14	14	10	0.375	42	80.68
QG0836	21.14	14	12	0.375	50	96.05
QG0838	21.14	14	14	0.375	58	111.42
QG0850	23.66	16	10	0.375	42	80.68
QG0852	21.14	14	13	0.375	55	105.65
QG0856	21.14	14	15	0.375	62	119.10
QG0858	23.66	16	14	0.375	59	116.50
QG0859	23.66	16	15	0.375	63	121.02
QG0862	21.14	14	18	0.375	76	146.00
QG0866	23.66	16	19	0.375	78	149.84
QG0869	23.66	16	16	0.375	67	128.71
QG0874	27.44	19	15	0.375	63	121.02
QG0876	27.44	19	16	0.375	68	130.63
QG0877	27.44	19	17	0.375	71	136.39
QG0879	27.44	19	18	0.375	76	146.00
QG0880	27.44	19	20	0.375	82	157.52
QG0882	31.29	17	12	0.437	51	110.72
QG0883	31.29	17	13	0.437	56	121.57
QG0885	31.29	17	15	0.437	63	136.77
QG0887	31.29	17	16	0.437	67	145.46
QG0889	31.29	17	17	0.437	71	154.14
QG0891	39.09	22	14	0.437	59	128.09
QG0893	39.09	22	16	0.437	66	143.30
QG2143	17.75	15	13	7mm D	48 + 4 cams	100.46
QG2145	16.27	13	14	7mm D	52 + 4 cams	107.71
QG2147	17.75	15	14	7mm D	52 + 4 cams	107.71
QG2149	16.27	13	15	7mm D	56 + 4 cams	114.96
QG2151	16.08	9	14	8 mm D	52 + 4 cams	109.50
QG2155	18.88	11	14	8 mm D	52 + 4 cams	109.50
QG2234CAM	15.62	10	12	0.281	42 + 4 cams	97.25
QG2235	16.87	11	15	0.281	63	114.00
QG2236HD	17.40	10	13	0.312	49 + 3 cams	107.60
QG2237	14.37	9	12	0.281	51	92.40
QG2239	14.37	9	13	0.281	53	96.00
QG2239CAM	14.37	9	13	0.281	45 + 4 cams	96.00
QG2241	14.37	9	14	0.281	57	103.30
QG2241CAM	14.37	9	14	0.281	49 + 4 cams	103.30
QG2243	15.62	10	14	0.281	60	108.60
QG2243CAM	15.62	10	14	0.281	51 + 4 cams	108.60
QG2244HD	15.99	9	13	0.312	49 + 3 cams	107.60
QG2245	14.37	9	15	0.281	61	110.50
QG2245CAM	14.37	9	15	0.281	53 + 4 cams	110.50
QG2247	16.87	11	14	0.281	60	108.60
QG2247CAM	16.87	11	14	0.281	52 + 4 cams	108.60
QG2249	15.62	10	15	0.281	63	114.20
QG2249CAM	15.62	10	15	0.281	55 + 4 cams	114.20
QG2250HD	15.99	9	14	0.312	53 + 3 cams	115.03
QG2251	15.99	9	14	0.312	59	113.40
QG2251CAM	15.99	9	14	0.312	51 + 4 cams	113.40
QG2255	17.40	10	14	0.312	59	113.40
QG2255CAM	17.40	10	14	0.312	51 + 4 cams	113.40
QG2257	17.40	10	16	0.312	67	128.71
QG2448	17.36	11	13	0.375	53	101.80
QG2452	17.36	11	14	0.375	57	109.50
QG2612	24.92	17	14	0.375	58	111.40
QG2615	24.92	17	16	0.375	65	124.90
QG2624	28.18	15	13	0.437	54	117.20
QG2627	28.18	15	15	0.437	62	134.61
QG2633	34.43	19	14	0.437	57	123.80
QG2636	34.43	19	15	0.437	62	134.70

Truck & Tractor Link Chain Specifications

Stock #	Cross Chain				Side Chain	
	Inside length (Inches)	# of links in each cross chain	# of cross chains per 1/2 pair	Rod diameter (Inches)	# of side chain links	Overall chain length w/o fastener (Inches)
QG2645	39.25	20	15	0.531	62	139.50
QG2648	39.25	20	16	0.531	66	148.50
QG2837	14.37	9	12	0.281	51	92.40
QG2839	14.37	9	13	0.281	53	96.00
QG2839CAM	14.37	9	13	0.281	45 + 4 cams	96.00
QG2841	14.37	9	14	0.281	57	103.30
QG2841CAM	14.37	9	14	0.281	49 + 4 cams	103.30
QG2843CAM	15.62	10	14	0.281	51 + 4 cams	108.60
QG2845	14.37	9	15	0.281	61	110.50
QG2845CAM	14.37	9	15	0.281	53 + 4 cams	110.50
QG2847CAM	16.87	11	14	0.281	52 + 4 cams	108.60
QG2849	15.62	10	15	0.281	63	114.20
QG2849CAM	15.62	10	15	0.281	55 + 4 cams	114.20
QG2851	15.99	9	14	0.312	59	113.40
QG2851CAM	15.99	9	14	0.312	51 + 4 cams	113.40
QG2853	15.99	9	16	0.312	67	128.78
QG2855	17.40	10	14	0.312	59	113.40
QG2855CAM	17.40	10	14	0.312	51 + 4 cams	113.40
QG2857	17.40	10	16	0.312	67	128.71
QGS2945	16.15	11	13	8 mm D	57	112.20
QGS2945C	16.15	11	13	8 mm D	49 + 4 cams	112.20
QGS2949	16.15	11	14	8 mm D	61	120.08
QGS2949C	16.15	11	14	8 mm D	53 + 4 cams	120.08
QGS2951	17.30	12	13	8 mm D	57	112.20
QGS2951C	17.30	12	13	8 mm D	49 + 4 cams	112.20
QGS2955	17.30	12	14	8 mm D	61	120.08
QGS2955C	17.30	12	14	8 mm D	53 + 4 cams	120.08
QG3235	18.12	12	12	0.281	51	92.30
QG3237	23.20	16	9	0.312	39	70.70
QG3255	21.57	13	14	0.312	59	106.80
QG3261	22.96	14	16	0.312	67	121.30
QG3269	24.35	15	13	0.312	57	99.70
QG3269CAM	24.35	15	13	0.312	49 + 4 cams	99.70
QG3271CAM	24.35	15	14	0.312	51 + 4 cams	106.92
QG3273	31.30	20	12	0.312	51	92.40
QG4143	17.75	15	26	7 mm D	48 + 4 cams	100.46
QG4145	16.27	13	28	7 mm D	52 + 4 cams	107.70
QG4147	17.75	15	28	7 mm D	52 + 4 cams	107.70
QG4149	16.27	13	30	7 mm D	56 + 4 cams	114.96
QG4235	16.87	11	30	0.281	63	114.00
QG4236HD	17.40	10	26	0.312	49 + 3 cams	107.20
QG4237	14.37	9	24	0.281	51	92.40
QG4239	14.37	9	26	0.281	53	96.00
QG4239CAM	14.37	9	26	0.281	45 + 4 cams	96.00
QG4241	14.37	9	28	0.281	57	103.30
QG4241CAM	14.37	9	28	0.281	49 + 4 cams	103.30
QG4243	15.62	10	28	0.281	59	106.90
QG4243CAM	15.62	10	28	0.281	51 + 4 cams	106.90
QG4244HD	15.99	9	26	0.312	49 + 3 cams	107.20
QG4245	14.37	9	30	0.281	63	114.20
QG4245CAM	14.37	9	30	0.281	55 + 4 cams	114.20
QG4247	16.87	11	28	0.281	59	106.80
QG4247CAM	16.87	11	28	0.281	52 + 4 cams	106.80
QG4249	15.62	10	30	0.281	63	114.20
QG4249CAM	15.62	10	30	0.281	55 + 4 cams	114.20
QG4250HD	15.99	9	28	0.312	53 + 3 cams	115.03
QG4251	16.01	9	28	0.312	59	113.40
QG4255	17.40	10	28	0.312	59	113.40
QG4448	17.36	11	26	0.375	53	101.80
QG4461	17.36	11	28	0.375	57	115.26
QG4837	14.37	9	24	0.281	51	92.40
QG4839	14.37	9	26	0.281	53	96.00
QG4839CAM	14.37	9	26	0.281	45 + 4 cams	96.00

Truck & Tractor Link Chain Specifications

Stock #	Cross Chain				Side Chain	
	Inside length (Inches)	# of links in each cross chain	# of cross chains per 1/2 pair	Rod diameter (Inches)	# of side chain links	Overall chain length w/o fastener (Inches)
QG4841	14.37	9	28	0.281	57	103.30
QG4843CAM	15.62	10	28	0.281	51 + 4 cams	106.90
QG4845	14.37	9	30	0.281	63	114.20
QG4845CAM	14.37	9	30	0.281	55 + 4 cams	114.20
QG4847CAM	16.87	11	28	0.281	52 + 4 cams	106.80
QG4849	15.62	10	30	0.281	63	114.20
QG4849CAM	15.62	10	30	0.281	55 + 4 cams	114.20
QG4851	16.01	9	28	0.312	59	113.40
QG4855	17.40	10	28	0.312	59	113.40
QGS4945	16.15	11	26	8 mm D	57	112.20
QGS4945C	16.15	11	26	8 mm D	49 + 4 cams	112.20
QGS4949	16.15	11	28	8 mm D	61	120.08
QGS4949C	16.15	11	28	8 mm D	53 + 4 cams	120.08
QGS4951	17.30	12	26	8 mm D	57	112.20
QGS4951C	17.30	12	26	8 mm D	49 + 4 cams	112.20
QGS4955	17.30	12	28	8 mm D	61	120.08
QGS4955C	17.30	12	28	8 mm D	53 + 4 cams	120.08
QG9338	22.31	11 H	6 H + 1 free	0.375	55	106.00
QG9342	22.31	11 H	7 H + 1 free	0.375	63	121.00
QG9346	22.31	11 H	8 H + 1 free	0.375	71	136.00
QG9348	22.31	11 H	9 H + 1 free	0.375	79	151.00
QG9373	27.40	14 H	6 H + 1 free	0.375	55	106.00
QG9374	27.40	14 H	7 H + 1 free	0.375	63	121.00
QG9376	27.40	14 H	8 H + 1 free	0.375	71	136.00
QG9377	27.40	14 H	8 H + 1 free	0.375	71	136.00
QG9379	27.40	14 H	9 H + 1 free	0.375	79	151.00
QG9387	30.86	16 H	6 H + 1 free	0.375	55	106.00
QG9389	30.86	16 H	7 H + 1 free	0.375	63	121.00
QG9391	30.86	16 H	8 H + 1 free	0.375	71	136.00
QG9392	30.86	16 H	8 H + 1 free	0.375	71	136.00
QG9394	30.86	16 H	9 H + 1 free	0.375	79	151.00
QG9396	30.86	16 H	10 H + 1 free	0.375	87	167.00
QG9397	30.86	16 H	10 H + 1 free	0.375	87	167.00
QG9398	30.86	16 H	11 H + 1 free	0.375	95	182.00
QG9399	30.86	16 H	13 H	0.375	101	216.00
QGV343HD	18.79	11	12	0.312	53	101.80
QGV343HD	18.79	11	12	0.312	45 + 4 cams	101.80
QGV344HD	18.79	11	13	0.312	57	109.50
QGV344HD	18.79	11	13	0.312	45 + 4 cams	109.50
QGV355	20.18	12	12	0.312	53	101.80
QGV356	20.18	12	13	0.312	57	109.50
QGV743HD	18.79	11	24	0.312	53	101.80
QGV743HD	18.79	11	24	0.312	45 + 4 cams	101.80
QGV744HD	18.79	11	26	0.312	57	109.50
QGV744HD	18.79	11	26	0.312	49 + 4 cams	109.50
QGV755	20.18	12	24	0.312	53	101.80
QGV756	20.18	12	26	0.312	57	109.50

Packaging Specs for Traction Products:

PREFIX	Applicable Stock Number	Package	Package Stock #	Individual Package			Master Package		
				Length (Inches)	Width (Inches)	Height (Inches)	Length (Inches)	Width (Inches)	Height (Inches)
DB	2141, 2143, 2145, 2147, 2149, 2151	Cotton Bag	DBBAG-L2	16.00	15.00	4.50	-	-	-
QG	1114, 1118, 1122, 1126, 1130, 1134, 1138, 1142	Plastic box	QGSMPB-B	9.00	8.50	3.25	15.50	9.50	9.00
QG	1840, 1850, 1854	Plastic box	QGLGPB-B	13.75	10.50	3.50	13.50	13.50	11.00
QG	20070-10	Poly bag	-	6.25	9.50	0.75	13.50	7.75	4.75
QG	20074-10	Poly bag	-	6.25	11.50	1.00	13.50	7.75	4.75
QG	2209, 2211, 2214, 2216, 2219, 2221, 2228, 2229	Plastic box	QGLGPB-B	13.75	10.50	3.50	13.50	13.50	11.00
QG	0103, 0107, 0111, 0117, 0125	Cotton Bag	QGBAG-S	10.00	8.50	2.50	-	-	-
QG	0129, 0137, 2214CAM, 2216CAM, 2219CAM, 2221CAM, 2228CAM, 2229CAM, 2809, 2811, 2814, 2816, 2819, 2821, 2828, 2829, 3210, 3210CAM, 3810	Cotton Bag	QGBAG-M	12.00	8.50	4.00	-	-	-
QG	0832, 0834, 0850, 2226, 2234CAM, 2237, 2239, 2239CAM, 2435, 2437, 2837, 2839, 2839CAM, 3227, 3227CAM, 3229, 3229CAM, 3235, 3237, 3827, 3829, 4219, 4219CAM, 4221, 4221CAM, 4228CAM, 4229CAM, 4235, 4236HD, 4237, 4239, 4239CAM, 4541, 4241CAM, 4243, 4243CAM, 4245, 4245CAM, 4247, 4247CAM, 4249, 4249CAM, 4819, 4821, 4828, 4829, 4837, 4839, 4841, V315, V320	Cotton Bag	QGBAG-L1	14.00	12.00	5.50	-	-	-
QG	0822, 0836, 0838, 0852, 0856, 0859, 0862, 0866, 0869, 2143, 2145, 2147, 2149, 2235, 2236HD, 2241, 2241CAM, 2243, 2243CAM, 2244HD, 2245, 2245CAM, 2247, 2247CAM, 2249, 2249CAM, 2250HD, 2251, 2251CAM, 2255, 2255CAM, 2612, 2615, 2841, 2841CAM, 2843CAM, 2845, 2845CAM, 2847CAM, 2849, 2849CAM, 2851	Cotton Bag	QGBAG-L2	16.00	15.00	4.50	-	-	-
QG	2851CAM, 2855, 2855CAM, 2857, 4143, 4145, 4147, 4149, 4244HD, 4250HD, 4251, 4255, 4448, 4843CAM, 4845, 4845CAM, 4847CAM, 4849, 4849CAM, 4851, 4855, 9338, V343HD, V344HD, V355, V356, V746HD, V744HD, V755, V756, VC343HD, VC344HD, VC743HD, VC744HD	Cotton Bag	QGBAG-L2	16.00	15.00	4.50	-	-	-
QG	0876, 0877, 0879, 0880, 0882, 0883, 2257, 2448, 2452, 2624, 2853, 3255, 3261, 3269, 3269CAM, 3271CAM, 3273, 4461, 9342, 9346, 9348, 9373, 9374, 9376, 9377, 9379, 9387, 9389, 9391	Cotton Bag	QGBAG-EXL1	20.00	16.00	6.50	-	-	-

Packaging Specs for Traction Products:

PREFIX	Applicable Stock Number	Package	Package Stock #	Individual Package			Master Package		
				Length (Inches)	Width (Inches)	Height (Inches)	Length (Inches)	Width (Inches)	Height (Inches)
QG	0885, 0887, 0889, 0891, 0893, 2627, 2633, 2636, 2645, 2648, 9392, 9394, 9396, 9397, 9398, 9399	Cotton Bag	QGBAG-EXL2	24.00	18.00	7.50	-	-	-
S	14, 22, 26, 30, 34, 38, 42, 46, 50, 54, 58, 62, 66, 70	Nylon bag	SXbag	11.00	9.00	3.50	12.00	10.00	4.00
S	110, 120, 140, 200, 220, 240	Nylon bag	SXHDbag	15.00	11.00	5.00	16.00	12.00	5.50
SC	1014, 1018, 1022, 1026, 1030, 1032, 1034, 1036, 1038, 1040, 1042	Plastic box	CHPB	13.75	8.00	4.75	17.00	14.25	14.25
SZ	311, 315, 319, 323, 327, 329, 331, 335, 339, 343	Plastic box	SZPB	13.75	8.00	4.75	14.09	12.20	13.98
SZ	115, 119, 123, 127, 129, 131, 133, 135, 137, 139, 143	Nylon bag	SZ6BAG-S	17.00	5.75	5.25	17.00	11.50	10.75
SZ	429, 435, 441, 447, 451	Nylon bag	SZ6BAG-L	18.75	5.75	5.50	19.00	11.75	11.00
SZ	462, 468, 474, 480, 486, 492, 497	Nylon bag	SZ8BAG-M	22.50	6.33	6.75	23.25	13.00	8.25
TA	All Alloy Radial Truck cable chains	Cardboard box	TP162	19.00	8.25	8.50	19.25	17.00	17.25
TC	2111MM, 2212MM, 2512MM	Cardboard box	TP150	19.50	8.50	8.25	19.25	17.00	17.25
Z	539, 547, 555, 563, 571, 575, 579, 583	Nylon bag	ZBAG	12.00	3.50	12.00	14.17	13.39	12.60
ZT	729, 735, 741, 747, 751	Plastic box	ZTPB	17.00	8.00	8.00	16.14	8.00	18.00
ZT	800 series	Cardboard box	TP178	18.00	10.00	8.50	18.25	10.50	18.00
ZT	900 series	Cardboard box	TP180	18.00	10.00	8.50	18.25	10.50	18.00



Part Numbers

Product Part Numbers:

STOCK #	Page #	STOCK #	Page #	STOCK #	Page #	STOCK #	Page #	STOCK #	Page #
0152005	34	0626010	71	1061756	64	1078810	61	2005310	77
0152505	34	0626310	71	1061856	64	1078910	61	2005410	77
0153005	34	0626510	71	1062055	64	1079010	61	2005510	77
0153505	34	0626610	71	1062056	64	1079110	61	2005710	77
0154005	34	0626710	71	1062155	64	1079310	61	2006520	76
0154505	34	0642610	71	1062156	64	1079410	61	2008020	77
0154705	34	0643410	71	1062255	64	1079510	61	2008220	77
0155005	34	0643610	71	1062256	64	1079610	61	2008420	77
0155305	34	0643810	71	1062655	64	1079710	61	2008520	77
0155505	34	0644610	71	1062656	64	1079810	61	2009320	76
0231705	34	0664010	71	1062755	64	1079810	61	3000110	72
0231805	34	0665010	71	1062756	64	1079910	61	3001010	72
0231905	34	0675010	71	1062856	64	1081010	59	3002010	72
0232105	34	0675310	71	1062955	64	1082010	59	3004010	72
0232405	34	0675610	71	1062956	64	1082210	59	3006010	72
0232605	34	0681910	72	1063055	64	1083010	59	3007010	72
0232805	34	0682110	72	1063056	64	1083210	59	3007110	72
0261220	57	0682210	72	1063155	64	1083510	59	3007190	72
0261520	57	0682410	72	1063156	64	1084410	59	3008010	72
0262420	57	0682510	72	1063455	64	1084610	59	3009010	72
0262720	57	0682610	72	1063456	64	1084910	59	3009090	72
0263320	57	0683410	72	1063855	64	1085410	59	3009510	72
0263620	57	0683810	72	1063856	64	1087110	59	3011012	73
0264220	57	0684610	72	1063955	64	1087710	59	3011112	73
0264520	57	0685310	72	1063956	64	1087910	59	3013012	73
0264820	57	0686010	72	1064155	65	1088010	59	3014012	73
0265120	57	0686310	72	1064156	65	1088210	59	3016112	73
0265420	57	0686610	72	1064355	65	1088310	59	3017012	73
0265720	57	0721310	71	1064356	65	1088410	59	3017112	73
0266020	57	0721410	71	1064555	65	1088510	59	3019012	73
0266320	57	0721510	71	1064556	65	1088610	59	3019112	73
0266620	57	0721610	71	1064655	65	1088710	59	3019312	73
0267220	57	0742010	71	1064656	65	1088810	59	3019712	73
0267520	57	0742210	71	1064755	65	1088910	59	4103010	79
0341055	56	0742610	71	1064756	65	1089110	59	8030135	77
0341056	56	0960810	72	1065056	64	1089310	59	8030235	77
0341095	56	0961010	72	1065156	64	1089410	59	8030335	77
0341096	56	0970810	72	1065256	64	1089510	59	8030435	77
0342755	56	0971010	72	1065356	64	1089710	59	8034435	77
0342756	56	0971210	72	1065556	64	1089810	59	AD-RACK	80
0342955	56	0971218	72	1070010	61	1089910	59	AD-SIGN	80
0342956	56	0971410	72	1070110	61	1191055	56	AD-ZSIGN	80
0342995	56	0971418	72	1070210	61	1192055	56	DB2141	53
0342996	56	0972610	72	1070310	61	1193055	56	DB2143	53
0343555	56	0972618	72	1070710	61	1195055	56	DB2145	53
0343556	56	0981110	71	1070810	61	1196055	56	DB2147	53
0441220	49	0981210	71	1070910	61	1197055	56	DB2149	53
0443520	49	0981410	71	1071010	61	1198055	56	DB2151	53
0443720	49	0981610	71	1071210	61	1199055	56	DB30050	78
0444820	49	0981710	71	1072010	61	1199555	56	DB6051	73
0446120	49	0981910	71	1072210	61	1199755	56	DB6053	73
0621810	71	0982110	71	1073010	61	1971010	63	DB9970	75
0621910	71	0982210	71	1073410	61	1971210	63	E26155-2	58
0622110	71	0985510	71	1074410	61	1971410	63	E26155-4	58
0622410	71	1060156	64	1074810	61	1972610	63	E26245-2	58
0622510	71	1060256	64	1077010	61	1981210	63	E26245-4	58
0623410	71	1060356	64	1077410	61	1981610	63	E26275-2	58
0625110	71	1060456	64	1077610	61	1981910	63	E26275-4	58
0625310	71	1060856	64	1077810	61	1982110	63	E26335-2	58
0625410	71	1061056	64	1078410	61	2004610	77	E26335-4	58
0625610	71	1061256	64	1078610	61	2005010	77	ES2000	79
0625910	71	1061556	64	1078710	61	2005110	77		

Product Part Numbers:

STOCK #	Page #	STOCK #	Page #	STOCK #	Page #	STOCK #	Page #	STOCK #	Page #
H6026-0511	51	QG20057	77	QG2221	36	QG2839CAM	40	QG4219	42
QG0103	56	QG20058	77	QG2221CAM	37	QG2841	39	QG4219CAM	43
QG0107	56	QG20059	77	QG2226	36	QG2841CAM	40	QG4221	42
QG0111	56	QG20060	76	QG2226CAM	37	QG2843CAM	40	QG4221CAM	43
QG0117	56	QG20061	76	QG2228	36	QG2845	39	QG4228CAM	43
QG0125	56	QG20062	76	QG2228CAM	37	QG2845CAM	40	QG4229CAM	43
QG0129	56	QG20062XL	76	QG2229	36	QG2847CAM	40	QG4235	43
QG0137	56	QG20063	76	QG2229CAM	37	QG2849	39	QG4236HD	44
QG0822	60	QG20064	76	QG2234CAM	37	QG2849CAM	40	QG4237	43
QG0832	60	QG20065	76	QG2235	36	QG2851	39	QG4239	43
QG0834	60	QG20066	76	QG2236HD	38	QG2851CAM	40	QG4239CAM	44
QG0836	60	QG20068	76	QG2237	36	QG2853	39	QG4241	43
QG0838	60	QG20069	74	QG2239	36	QG2855	39	QG4241CAM	44
QG0850	60	QG20070-10	74	QG2239CAM	37	QG2855CAM	40	QG4243	43
QG0852	60	QG20071	74	QG2241	36	QG2857	39	QG4243CAM	44
QG0856	60	QG20072	74	QG2241CAM	37	QG2901	50	QG4244HD	44
QG0859	60	QG20073	74	QG2243	36	QG2902	50	QG4245	43
QG0862	60	QG20074-10	74	QG2243CAM	37	QG2903	50	QG4245CAM	44
QG0866	60	QG20075	75	QG2244HD	38	QG30020	78	QG4247	43
QG0869	60	QG20078	75	QG2245	36	QG30040	78	QG4247CAM	44
QG0874	60	QG20079P	75	QG2245CAM	37	QG30060	78	QG4249	43
QG0876	60	QG20080	77	QG2247	36	QG30065	78	QG4249CAM	44
QG0877	60	QG20081	77	QG2247CAM	37	QG30070	78	QG4250HD	44
QG0879	60	QG20082	75	QG2249	36	QG30090	78	QG4251	43
QG0880	60	QG20083	75	QG2249CAM	37	QG30100	78	QG4255	43
QG0882	60	QG20084	77	QG2250HD	38	QG30140	78	QG4448	49
QG0883	60	QG20085	77	QG2251	36	QG30160	78	QG4461	49
QG0885	60	QG20086	77	QG2251CAM	37	QG30270	78	QG4819	45
QG0887	60	QG20087	77	QG2255	36	QG30272	78	QG4821	45
QG0889	60	QG20088	75	QG2255CAM	37	QG3110	50	QG4828	45
QG0891	60	QG20089	79	QG2257	36	QG3127	50	QG4829	45
QG0893	60	QG20092	79	QG2435	48	QG3129	50	QG4837	45
QG1114	35	QG20093	79	QG2437	48	QG32050	78	QG4839	45
QG1118	35	QG20094	79	QG2439	48	QG32060	78	QG4839CAM	46
QG1122	35	QG20095	75	QG2448	48	QG32070	78	QG4841	45
QG1126	35	QG20096	76	QG2452	48	QG32090	78	QG4843CAM	46
QG1130	35	QG20098	77	QG2612	57	QG3210	40	QG4845	45
QG1134	35	QG20099	77	QG2615	57	QG32100	78	QG4845CAM	46
QG1138	35	QG20100	77	QG2624	57	QG3210CAM	41	QG4847CAM	46
QG1142	35	QG20151	77	QG2627	57	QG32155	78	QG4849	45
QG1840	35	QG20154	77	QG2633	57	QG32160	78	QG4849CAM	46
QG1850	35	QG20186	77	QG2636	57	QG32170	78	QG4851	45
QG1854	35	QG20283	75	QG2645	57	QG3227	40	QG4855	45
QG20007	74	QG20287	77	QG2648	57	QG3227CAM	41	QG5414	69
QG20009	74	QG2121	50	QG2809	38	QG3229	40	QG5419	69
QG20022	76	QG2126	50	QG2811	38	QG3229CAM	41	QG5420	69
QG20023	76	QG2128	50	QG2814	38	QG3235	40	QG5422	69
QG20025	74	QG2129	50	QG2814CAM	39	QG3237	40	QG5820	70
QG20027	78	QG2143	54	QG2816	38	QG3255	41	QG5822	70
QG20028	78	QG2145	54	QG2816CAM	39	QG3261	41	QG6046	69
QG20029	78	QG2147	54	QG2819	38	QG3269	41	QG6048	69
QG20030	74	QG2149	54	QG2819CAM	39	QG3269CAM	41	QG6121	69
QG20032	74	QG2151	54	QG2821	38	QG3271CAM	41	QG6125	69
QG20039	75	QG2155	54	QG2821CAM	39	QG3810	42	QG6127	69
QG20046	77	QG2209	36	QG2826	38	QG3827	42	QG6153	69
QG20048	74	QG2211	36	QG2826CAM	39	QG3829	42	QG6155	69
QG20050	77	QG2214	36	QG2828	38	QG4121	50	QG6160	69
QG20051	77	QG2214CAM	37	QG2828CAM	39	QG4128	50	QG6163	69
QG20053	77	QG2216	36	QG2829	38	QG4143	54	QG6219	69
QG20054	77	QG2216CAM	37	QG2829CAM	39	QG4145	54	QG6221	69
QG20055	77	QG2219	36	QG2837	39	QG4147	54		
QG20056	77	QG2219CAM	37	QG2839	39	QG4149	54		



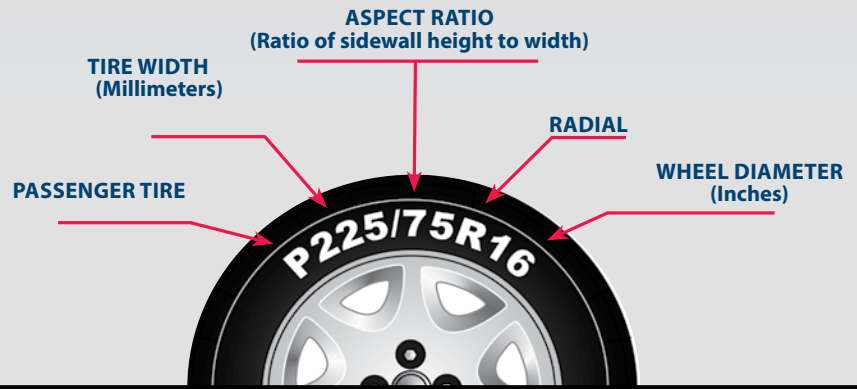
Product Part Numbers:

STOCK #	Page #	STOCK #	Page #	STOCK #	Page #	STOCK #	Page #	STOCK #	Page #
QG6222	69	QG9567	69	SC1042	30	TC2111MM	30	ZT751	27
QG6225	69	QGS2945	51	SZ1172	73	TC2212MM	30	ZT8259	67
QG6226	69	QGS2945C	51	SZ1174	73	TC2512MM	30	ZT8261	67
QG6227	69	QGS2949	51	SZ1176	73	TC8611	68	ZT8263	67
QG6229	69	QGS2949C	51	SZ1180	73	TC8615	68	ZT8265	67
QG6251	69	QGS2951	51	SZ119	25	TC8619	68	ZT8267	67
QG6253	69	QGS2951C	51	SZ1196	75	TC8623	68	ZT8269	67
QG6255	69	QGS2955	51	SZ1198	75	TC8627	68	ZT8275	67
QG6256	69	QGS2955C	51	SZ123	25	TC8637	68	ZT8277	67
QG6259	69	QGS4945	52	SZ127	25	TC8639	68	ZT8283	67
QG6260	69	QGC4945C	52	SZ129	25	TC8754	68	ZT835	28
QG6263	69	QGS4949	52	SZ131	25	TC8758	68	ZT837	28
QG6265	69	QGS4949C	52	SZ133	25	TC8762	68	ZT841	28
QG6266	69	QGS4951	52	SZ1334	67	TC8766	68	ZT853	28
QG6426	69	QGS4951C	52	SZ1336	67	TC8770	68	ZT859	28
QG6435	69	QGS4955	52	SZ1338	67	TC8993	79	ZT865	28
QG6436	69	QGS4955C	52	SZ1340	67	TPGLOVE	74	ZT869	28
QG6438	69	QGS6966	70	SZ1342	67	Z-539	23	ZT877	28
QG6445	69	QGS6968	70	SZ1344	67	Z-547	23	ZT881	28
QG6630R	69	QGV315	46	SZ135	25	Z-555	23	ZT887	28
QG6640	69	QGV320	46	SZ137	25	Z-563	23	ZT891	28
QG6650	69	QGV322	46	SZ139	25	Z-571	23	ZT892	28
QG6660	69	QGV343HD	47	SZ143	25	Z-575	23	ZT896	28
QG6819	70	QGV344HD	47	SZ315	27	Z-579	23	ZT897	28
QG6821	70	QGV355	47	SZ319	27	Z-583	23	ZT898	28
QG6822	70	QGV356	47	SZ323	27	Z-9380	68	ZT899	28
QG6825	70	QGV5315	70	SZ327	27	Z-9384	68	ZT948	29
QG6826	70	QGV5340HD	70	SZ329	27	Z-9388	68	ZT956	29
QG6829	70	QGV5355	70	SZ331	27	Z-9390	68	ZT962	29
QG6853	70	QGV743HD	48	SZ335	27	Z-9394	68	ZT970	29
QG6859	70	QGV744HD	48	SZ339	27	Z-9398	68	ZT982	29
QG6860	70	QGV755	48	SZ343	27	ZT-118	29	ZT990	29
QG6863	70	QGV756	48	SZ429	25	ZT-132	29	ZT9932	68
QG6866	70	QGV315	46	SZ435	25	ZT-141	29	ZT9933	68
QG7213	69	QGV320	46	SZ441	25	ZT-143	29	ZT9934	68
QG7214	69	QGV322	46	SZ447	25	ZT-145	29	ZT9935	68
QG7215	69	QGV343HD	47	SZ451	25	ZT1532	67	ZT9936	68
QG7216	69	QGV344HD	47	SZ462	25	ZT1541	67	ZT9970	75
QG7420	69	QGV743HD	48	SZ468	25	ZT1543	67		
QG7426	69	QGV744HD	48	SZ474	25	ZT1545	67		
QG8330	70	QGX715	58	SZ480	25	ZT1742	67		
QG8350	70	QGX715X	58	SZ486	25	ZT1744	67		
QG8360	70	QGX720	58	SZ492	25	ZT1746	67		
QG9338	62	QGX720XD	58	SZ497	25	ZT1802	76		
QG9342	62	QGX724	58	TA1939	31	ZT1803	76		
QG9346	62	QGX724XD	58	TA1941	31	ZT1807B	75		
QG9348	62	QGX733X	58	TA1943	31	ZT1807K	75		
QG9373	62	QGX733XD	58	TA1945	31	ZT1807R	75		
QG9374	62	QGX745X	58	TA1947	31	ZT1807Y	75		
QG9376	62	QGX745XD	58	TA1949	31	ZT1869	74		
QG9377	62	QGX815	58	TA1951	31	ZT1870	74		
QG9379	62	QGX833	58	TA2069	31	ZT1874	74		
QG9387	62	SC1014	30	TA2071	31	ZT1875	74		
QG9389	62	SC1018	30	TA3939	31	ZT1876	74		
QG9391	62	SC1022	30	TA3941	31	ZT1878	74		
QG9392	62	SC1026	30	TA3943	31	ZT1882	74		
QG9394	62	SC1030	30	TA3945	31	ZT1893	79		
QG9396	62	SC1032	30	TA3947	31	ZT1897	79		
QG9397	62	SC1034	30	TA3949	31	ZT729	27		
QG9398	62	SC1036	30	TA8069	73	ZT735	27		
QG9399	62	SC1038	30	TA8085	75	ZT741	27		
QG9562	69	SC1040	30	TA8094	76	ZT747	27		

How to read your tire size:

Tire size must be known in order to select a traction product. On most tires the size will look like this:

P225/75R16. This example indicates that the tire is 225mm wide, has an aspect ratio of 75% and is mounted on a wheel that is 16 inches in diameter. All of these numbers are critical in helping to find the correct traction product. The letter "P" (for passenger), "LT" (for light truck) and "R" (for radial) that sometimes appear with these numbers are much less important.



Passenger and light truck applications

For complete, up-to-date listings, see our website at: www.peerlesschain.com

Check your owner's manual for information regarding the use of tire chains! These product applications show the best choice for most tires. Due to variation between tire manufacturers, the best choice for your tire may be different. **To be sure, traction products should be fitted to the tire before actual use is required.** Please refer to your vehicle owner's manual for any product limitations. Product stock numbers shown in **RED BOLD** will meet or exceed S.A.E. Class "S" clearance requirements.

	Tire Size	Z-CHAIN®	Z-PASSENGER-Z-SUV/LT	SUPER Z6®	SUPER Z8®	AUTO-TRAC®	RADIAL CHAIN®	QUIK GRIP®	QG SQ. ROD
6.5	6.50-16C	Z-575	-	-	-	-	-	QG2219*	-
7	7.00-16	Z-575	ZT729	SZ429	-	-	-	QG2221*	QG2121
	7.00-16LT	Z-575	ZT729	SZ429	-	-	-	QG2219*	-
7.5	7.50-16LT	Z-579	ZT741	SZ441	-	-	TC2212MM	QG2221*	QG2121
8	8-17.5	Z-579	ZT735	SZ435	-	-	-	QG2219*	-
	8-19.5	Z-579	ZT747	SZ447	-	-	TC2512MM	QG2214*	-
8.5	8.5-17.5	Z-579	ZT735	SZ435	-	-	-	-	-
8.75	8.75-16.5LT	Z-575	ZT729	SZ429	-	-	TC2111MM	QG2219*	-
9.5	9.50-16.5LT	Z-579	ZT735	SZ435	-	-	TC2212MM	QG2221*	QG2121
	9.5-17.5	-	-	-	SZ468	-	-	-	-
10	10.00-15TR	-	-	-	SZ486	-	-	-	-
	10-17.5	-	-	-	SZ497	-	-	QG2228*	QG2128
29	29x9.50-15LT	Z-571	ZT729	SZ429	-	-	TC2111MM	QG2229*	QG2129
	29x12.50-15LT	Z-579	ZT735	SZ435	-	-	-	QG3227*	QG3127
30	30x9.50-15LT	Z-575	ZT735	SZ435	-	0231905	-	QG2229*	QG2129
31	31x10.50-15LT	Z-579	ZT741	SZ441	-	0232105	TC2512MM	QG3210	QG3110
	31x10.50-16.5LT	Z-579	ZT741	SZ441	-	-	TC2512MM	QG3227*	QG3127
	31x11.50-15LT	Z-579	ZT747	SZ447	-	-	-	QG3227*	QG3127
	31x12.50-15NHS	-	-	-	-	-	-	QG3229*	QG3129
	31x13.50-15LT	-	ZT747	SZ447	-	-	-	QG3229*	QG3129
	31x15.50-15LT	-	ZT751	SZ451	-	-	-	QG3237	-
32	32x10.50-17	Z-579	ZT747	SZ447	-	-	-	QG2228*	QG2128
	32x12.50-16.5LT	-	-	-	SZ462	-	-	QG3229*	QG3129
33	33x10.50-15LT	Z-583	ZT751	SZ451	-	0232605	TC2512MM	QG2228*	QG2128
	33x12.50-16.5LT	-	-	-	SZ474	-	-	QG3229*	QG3129
	33x14.50-16.5LT	-	-	-	-	-	-	QG3229*	QG3129
35	35x12.50-16.5LT	-	-	-	SZ492	-	-	-	QG2126
	35x12.50-17	-	-	-	SZ492	-	-	-	-
	35x12.50-18	-	-	-	SZ492	-	-	-	-
	35x12.50-20	-	-	-	SZ486	-	-	-	-
36	36x12.50-16.5LT	-	-	-	SZ492	-	-	QG2226*	QG2126
	36x13.50-15LT	-	-	-	SZ486	-	-	QG2226*	QG2126
	36x14.50-16.5LT	-	-	-	SZ480	-	-	-	-
37	37x12.50-16.5LT	-	-	-	SZ492	-	-	QG2226*	QG2126
38	38x15.50-16.5LT	-	-	-	-	-	-	QG3235	-
	38x15.50-20LT	-	-	-	-	-	-	QG3235	-
145	145/65-15	-	SZ315	SZ115	-	-	SC1014	QG1114	-
155	155/60-15	-	-	-	-	-	SC1014	QG1114	-
155	155/80-12	-	-	-	-	-	SC1014	QG1114	-
	155/80-13	-	SZ315	SZ115	-	-	SC1014	QG1114	-
175	175/55-15	-	SZ315	SZ115	-	0152005	SC1018	QG1118	-
	175/55-16	Z-539	SZ319	SZ119	-	-	-	QG1126	-
	175/65-14	-	SZ319	SZ119	-	0152005	-	QG1118	-
175	175/65-15	Z-539	SZ319	SZ119	-	0153005	SC1026	QG1126	-
	175/70-13	-	SZ315	SZ115	-	-	-	QG1118	-
	175/70-14	Z-539	SZ319	SZ119	-	0152505	-	QG1126	-
185	185/55-14	-	SZ315	SZ115	-	-	-	QG1118	-
	185/55-15	Z-539	SZ319	SZ119	-	0152505	-	QG1122	-



Passenger & Light Truck Applications

	Tire Size	Z-CHAIN®	Z PASSENGER-Z SUV/LT	SUPER Z6®	SUPER Z8®	AUTO-TRAC®	RADIAL CHAIN®	QUIK GRIP®	QG SQ. ROD
	185/55-16	Z-539	SZ323	SZ123	-	0153005	SC1026	QG1126	-
	185/60-14	-	SZ319	SZ119	-	0152005	-	QG1122	-
	185/60-15	Z-539	SZ323	SZ123	-	0153005	SC1026	QG1126	-
	185/65-14	Z-539	SZ319	SZ119	-	0152505	SC1026	QG1126	-
	185/65-15	Z-539	SZ323	SZ123	-	0153005	SC1026	QG1126	-
195	195/50-16	Z-539	SZ323	SZ123	-	0153005	SC1026	-	-
	195/55-13	-	SZ315	SZ115	-	-	-	-	-
	195/55-15	Z-539	SZ323	SZ123	-	0153005	-	-	-
	195/55-16	Z-539	SZ327	SZ129	-	0153505	SC1030	QG1130	-
	195/60-15	Z-539	SZ327	SZ127	-	0153005	SC1030	QG1130	-
	195/60-16	Z-547	SZ329	SZ129	-	0153505	SC1030	QG1130	-
	195/65-14	Z-539	SZ323	SZ123	-	0153005	SC1026	-	-
	195/65-15	Z-539	SZ329	SZ129	-	0153505	SC1030	QG1130	-
	195/65-16	Z-547	SZ329	SZ129	-	-	SC1030	QG1130	-
	195/75-14	Z-547	SZ329	SZ129	-	0153505	SC1030	QG1130	-
	LT195/75-14	Z-555	SZ329	SZ129	-	-	SC1030	QG2209	-
	195/75-15	Z-555	SZ331	SZ131	-	0154005	SC1034	QG1134	-
	LT195/75-15	-	SZ335	SZ135	-	-	SC1034	QG1134	-
205	205/40-18	Z-539	SZ327	SZ127	-	0153505	SC1032	-	-
	205/45-16	Z-539	SZ323	SZ123	-	-	-	-	-
	205/45-17	Z-539	SZ327	SZ127	-	0153505	SC1032	-	-
	205/50-16	Z-539	SZ327	SZ127	-	0153005	SC1032	QG1130	-
	205/50-17	Z-547	SZ331	SZ131	-	0154005	SC1032	QG1134	-
	205/55-15	Z-539	SZ327	SZ127	-	0153505	-	QG1126	-
	205/55-16	Z-547	SZ331	SZ131	-	0154005	SC1032	QG1134	-
	205/55-17	Z-555	SZ329	SZ131	-	0154005	SC1034	QG1134	-
	205/60-15	Z-547	SZ331	SZ131	-	0153505	SC1032	QG1130	-
	205/60-16	Z-547	SZ331	SZ131	-	0154005	SC1032	QG1134	-
	205/60-17.5	Z-555	SZ335	SZ135	-	-	SC1032	QG1138	-
	205/65-15	Z-547	SZ329	SZ131	-	0154005	SC1032	QG1134	-
	205/65-16	Z-555	SZ335	SZ137	-	0154505	SC1034	QG1138	-
	205/65-17.5	Z-563	SZ343	SZ143	-	-	-	-	-
	205/70-14	Z-547	SZ329	SZ129	-	0154005	SC1032	QG1130	-
	205/70-15	Z-547	SZ331	SZ133	-	0154505	SC1034	QG1134	-
	205/70-16	Z-555	SZ335	SZ133	-	0155005	SC1034	QG1138	-
	205/75-14	Z-547	SZ331	SZ131	-	0154005	SC1034	QG1134	-
	205/75-15	Z-555	SZ335	SZ133	-	0155005	SC1034	QG1138	-
	205/75-17.5	Z-575	SZ343	SZ429	-	-	TC2111MM	QG2219*	-
215	215/40-16	Z-539	SZ323	SZ123	-	-	-	-	-
	215/40-17	Z-539	SZ327	SZ127	-	-	SC1032	-	-
	215/40-18	Z-547	SZ331	SZ131	-	0154005	SC1032	QG1130	-
	215/45-15	Z-539	SZ323	SZ123	-	0152005	-	-	-
	215/45-16	Z-539	SZ323	SZ123	-	0153005	-	-	-
	215/45-17	Z-547	SZ331	SZ131	-	0154005	SC1032	-	-
	215/45-18	Z-547	SZ331	SZ131	-	-	SC1032	-	-
	215/50-15	Z-539	SZ323	SZ123	-	0153005	-	QG1126	-
	215/50-16	Z-547	SZ331	SZ131	-	-	SC1032	QG1134	-
	215/50-17	Z-547	SZ331	SZ133	-	0154505	SC1032	QG1134	-
	215/55-15	Z-539	SZ327	SZ133	-	-	SC1032	QG1130	-
	215/55-16	Z-547	SZ331	SZ131	-	0154505	SC1032	QG1134	-
	215/55-17	Z-555	SZ335	SZ137	-	0154505	SC1036	QG1138	-
	215/55-18	Z-571	SZ339	SZ139	-	0155505	SC1038	QG1138	-
	215/55-20	Z-575	ZT735	SZ435	-	-	-	QG3210*	QG3110
	215/60-16	Z-547	SZ335	SZ135	-	0154505	SC1034	QG1138	-
	215/60-17	Z-563	SZ339	SZ137	-	0155305	SC1038	QG1138	-
	215/65-15	Z-555	SZ335	SZ135	-	0154505	SC1034	QG1138	-
	215/65-16	Z-555	SZ335	SZ135	-	0155005	SC1038	QG1138	-
	215/65-17	Z-563	SZ339	SZ139	-	0155005	SC1042	QG1142	-
	215/70-15	Z-555	SZ331	SZ131	-	0154505	SC1038	QG1138	-
	215/70-16	Z-563	SZ339	SZ139	-	0155505	SC1042	QG1142	-
	215/70-17	Z-571	ZT729	SZ429	-	-	TC2111MM	QG2229*	QG2129
	215/75-15	Z-563	SZ339	SZ139	-	0155005	SC1038	QG1138	-
	LT215/75-15	Z-563	SZ339	SZ139	-	-	SC1038	QG1138	-
	215/75-17.5	Z-575	ZT729	SZ429	-	-	-	QG2221*	QG2121
	LT215/85-16	Z-575	ZT729	SZ429	-	-	TC2212MM	QG2219*	-
225	225/35-19	Z-539	SZ323	SZ123	-	0152005	-	-	-
	225/40-17	Z-539	-	SZ133	-	-	SC1032	-	-
	225/40-18	Z-547	-	SZ133	-	0154005	SC1036	-	-
	225/40-19	Z-555	SZ339	SZ139	-	0154005	SC1036	-	-
	225/45-17	Z-547	-	SZ133	-	0154005	SC1034	-	-

* Indicates tire chain that is available in both CAM and non-CAM version. The most popular version is shown.

Passenger & Light Truck Applications



	Tire Size	Z-CHAIN®	Z PASSENGER-Z SUV/LT	SUPER Z6®	SUPER Z8®	AUTO-TRAC®	RADIAL CHAIN®	QUIK GRIP®	QG SQ. ROD
	225/45-18	Z-555	-	SZ139	-	0154505	SC1036	-	-
	225/45-19	Z-563	SZ339	SZ139	-	0155505	SC1038	-	-
	225/50-16	Z-547	SZ331	SZ131	-	0154505	SC1036	QG1134	-
	225/50-17	Z-555	SZ335	SZ137	-	0155305	SC1036	QG1134	-
	225/50-18	Z-555	SZ339	SZ139	-	-	SC1036	QG1142	-
	225/55-15	Z-547	-	SZ133	-	0154005	SC1036	-	-
	225/55-16	Z-555	SZ335	SZ137	-	0154705	SC1036	QG1134	-
	225/55-17	Z-555	SZ339	SZ139	-	0155305	SC1038	QG1138	-
	225/55-18	Z-563	SZ343	SZ143	-	0155505	TC2111MM	QG2229*	QG2129
	225/55-19	Z-571	ZT729	SZ429	-	0231805	TC2111MM	QG2229*	QG2129
	225/55-20	Z-575	ZT735	SZ435	-	-	-	QG3210*	QG3110
	225/60-15	Z-547	SZ331	SZ133	-	0154705	SC1036	QG1134	-
	225/60-16	Z-555	SZ339	SZ139	-	0155305	SC1038	QG1138	-
	225/60-17	Z-563	SZ343	SZ143	-	0155505	SC1040	QG1142	-
	225/60-18	Z-571	ZT729	SZ429	-	0231805	TC2111MM	QG2229*	QG2129
	225/60-19	Z-575	ZT735	SZ435	-	-	TC2212MM	QG2221*	QG2121
	225/65-15	Z-555	SZ339	SZ139	-	-	SC1038	QG1138	-
	225/65-16	Z-563	SZ343	SZ137	-	0155505	SC1038	QG1138	-
	225/65-17	Z-571	SZ343	SZ143	-	0155505	SC1042	QG2229*	QG2129
	225/65-18	Z-575	ZT735	SZ435	-	-	TC2212MM	QG2221*	QG2121
	225/70-15	Z-563	SZ343	SZ137	-	0155505	SC1038	QG1138	-
	225/70-16	Z-571	SZ343	SZ143	-	0155505	TC2111MM	QG2229*	QG2129
	225/70-17	Z-575	ZT729	SZ429	-	-	TC2111MM	QG2219*	-
	225/70-19.5	Z-579	ZT741	SZ441	-	0232605	-	QG2221*	QG2121
	225/700-480A	-	-	-	-	-	SC1042	-	-
	225/75-15	Z-563	-	SZ139	-	0155305	SC1042	QG1142	-
	225/75-16	Z-571	ZT729	SZ429	-	0231905	TC2111MM	QG2229*	QG2129
	LT225/75-16	Z-571	ZT729	SZ429	-	0231805	TC2111MM	QG2229*	QG2129
	225/75-17.5	Z-575	ZT735	SZ435	-	-	-	QG2221*	QG2121
	LT225/75-17	Z-575	ZT729	SZ429	-	0231705	TC2212MM	QG2221*	QG2121
235	235/35-19	-	-	SZ137	-	0154005	-	-	-
	235/40-18	Z-555	-	SZ137	-	0154705	SC1036	-	-
	235/40-19	Z-555	SZ339	SZ139	-	0154505	SC1040	-	-
	235/45-17	Z-555	-	SZ137	-	0154505	SC1036	-	-
	235/45-18	Z-555	SZ339	SZ139	-	0155005	SC1040	-	-
	235/45-19	Z-563	SZ343	SZ143	-	-	SC1042	-	-
	235/45-20	Z-571	SZ343	SZ143	-	-	SC1042	-	-
	235/50-15	Z-547	SZ327	SZ127	-	-	SC1032	-	-
	235/50-16	Z-555	SZ335	SZ137	-	0154505	SC1036	-	-
	235/50-17	Z-555	SZ339	SZ139	-	0155005	SC1040	-	-
	235/50-18	Z-563	SZ343	SZ143	-	0155505	SC1040	-	-
	235/50-19	Z-571	ZT729	SZ429	-	0231805	-	-	-
	235/55-15	Z-555	SZ335	SZ137	-	-	SC1036	-	-
	235/55-16	Z-555	SZ339	SZ139	-	0154705	SC1040	-	-
	235/55-17	Z-563	SZ343	SZ143	-	0155505	SC1040	-	-
	235/55-18	Z-571	ZT729	SZ429	-	0231905	TC2111MM	-	-
	235/55-19	Z-575	ZT729	SZ429	-	0232405	TC2111MM	QG2219*	-
	235/55-20	Z-575	ZT735	SZ435	-	0232105	-	QG2221*	QG2121
	235/60-15	Z-555	SZ335	SZ135	-	0155005	SC1040	-	-
	235/60-16	Z-563	SZ339	SZ139	-	0155305	SC1040	-	-
	235/60-17	Z-571	SZ343	SZ143	-	0231905	SC1040	-	-
	235/60-18	Z-575	ZT729	SZ429	-	0232405	TC2212MM	QG2229*	QG2129
	235/65-15	Z-563	SZ339	SZ139	-	0155505	SC1040	QG2229*	QG2129
	235/65-16	Z-571	SZ343	SZ143	-	0155505	SC1040	-	-
	235/65-17	Z-571	ZT729	SZ429	-	0231805	TC2111MM	QG2229*	QG2129
	235/65-18	Z-575	ZT735	SZ435	-	-	-	QG2229*	QG2129
	235/70-16	Z-571	ZT729	SZ429	-	0231905	TC2111MM	QG2229*	QG2129
	235/70-17	Z-579	ZT735	SZ435	-	0232405	TC2212MM	QG2221*	QG2121
	235/70-19.5	Z-579	ZT741	SZ441	-	-	TC2512MM	QG2221*	QG2121
	235/710-460A	-	-	-	-	-	SC1042	-	-
	235/75-15	Z-571	ZT729	SZ429	-	0231905	TC2111MM	QG2229*	QG2129
	LT235/75-15	Z-571	ZT729	SZ429	-	0231905	TC2111MM	QG2229*	QG2129
	235/75-16	Z-575	ZT735	SZ435	-	0231905	TC2212MM	QG2221*	QG2121
	LT235/75-16	Z-575	ZT735	SZ435	-	0231905	TC2212MM	QG2221*	QG2121
	235/75-17	Z-579	ZT735	SZ435	-	0232105	TC2212MM	QG2221*	QG2121
	235/75-17.5	Z-579	ZT741	SZ441	-	0232605	-	QG2228*	QG2128
	LT235/80-17	Z-579	ZT747	SZ447	-	0232105	TC2512MM	QG2228*	QG2128
	LT235/85-16	Z-579	ZT741	SZ441	-	0232105	TC2512MM	QG2221*	QG2121
245	245/35-18	Z-555	SZ331	SZ131	-	0154705	SC1036	-	-
	245/35-19	Z-555	SZ339	SZ139	-	0154505	SC1036	-	-



Passenger & Light Truck Applications

	Tire Size	Z-CHAIN®	Z PASSENGER-Z SUV/LT	SUPER Z6®	SUPER Z8®	AUTO-TRAC®	RADIAL CHAIN®	QUIK GRIP®	QG SQ. ROD
	245/35-20	Z-555	SZ339	SZ139	-	0155305	SC1040	-	-
	245/40-17	Z-555	SZ331	SZ131	-	0154705	SC1036	-	-
	245/40-18	Z-555	SZ339	SZ139	-	0155505	SC1036	-	-
	245/40-19	Z-555	SZ339	SZ139	-	0155505	SC1040	-	-
	245/40-20	Z-563	SZ343	SZ143	-	-	SC1042	-	-
	245/45-16	Z-547	SZ331	SZ131	-	-	SC1036	-	-
	245/45-17	Z-555	-	SZ137	-	0155005	SC1036	-	-
	245/45-18	Z-563	SZ343	SZ143	-	0155305	SC1040	QG2229*	QG2129
	245/45-19	Z-563	SZ343	SZ143	-	0231805	SC1040	-	-
	245/45-20	Z-575	ZT729	SZ429	-	0231905	-	QG2219*	-
	245/45-22	Z-575	ZT741	SZ441	-	0232405	TC2512MM	-	-
	245/50-15	Z-555	SZ331	SZ131	-	-	SC1036	-	-
	245/50-16	Z-555	SZ339	SZ139	-	0155005	SC1040	-	-
	245/50-17	Z-555	SZ339	SZ139	-	0155305	SC1040	-	-
	245/50-18	Z-563	SZ343	SZ143	-	-	SC1040	-	-
	245/50-19	Z-571	ZT729	SZ429	-	-	TC2212MM	QG2229*	QG2129
	245/50-20	Z-575	ZT735	SZ435	-	0232405	-	QG2229*	QG2129
	245/55-16	Z-555	-	-	-	-	SC1036	QG2229*	QG2129
	245/55-17	Z-563	SZ343	SZ143	-	-	-	-	-
	245/55-18	Z-563	ZT729	SZ429	-	0231905	TC2212MM	QG2229*	QG2129
	245/55-19	Z-575	ZT735	SZ435	-	0232105	-	-	-
	245/60-16	Z-563	SZ343	SZ143	-	-	SC1042	QG2229*	QG2129
	245/60-18	Z-575	ZT735	SZ435	-	0232405	-	QG2229*	QG2129
	245/60-20	Z-579	ZT741	SZ441	-	0232105	TC2512MM	QG2228*	QG2128
	245/65-16	Z-563	SZ343	SZ143	-	-	-	QG2229*	QG2129
	245/65-17	Z-575	ZT735	SZ435	-	0232105	TC2212MM	QG2229*	QG2129
	245/680-460A	-	-	-	-	-	SC1042	-	-
	245/70-16	Z-575	ZT735	SZ435	-	0232405	-	QG2221*	QG2121
	245/70-17	Z-575	ZT741	SZ441	-	0232105	TC2212MM	QG2221*	QG2121
	245/70-17.5	Z-579	ZT741	SZ441	-	-	TC2212MM	QG2228*	QG2128
	LT245/70-17	Z-575	ZT741	SZ441	-	0232105	TC2212MM	QG2221*	QG2121
	245/70-19.5	Z-583	ZT751	SZ451	SZ462	0232605	-	QG2228*	QG2128
	245/75-15	Z-575	ZT729	SZ429	-	-	-	QG2229*	QG2129
	245/75-16	-	ZT741	SZ435	-	0232105	TC2512MM	QG2221*	QG2121
	LT245/75-16	-	ZT741	SZ435	-	0232105	TC2512MM	QG2221*	QG2121
	245/75-17	Z-579	ZT741	SZ441	-	-	TC2512MM	QG2228*	QG2128
	LT245/75-17	Z-579	ZT741	SZ441	-	0232105	TC2512MM	QG2228*	QG2128
	245/75-19.5	-	-	-	SZ462	-	-	QG2228*	QG2128
255	255/30-19	Z-555	SZ335	SZ135	-	0154705	SC1036	-	-
	255/35-18	Z-555	SZ335	SZ135	-	0154705	SC1036	-	-
	255/35-19	Z-555	SZ343	SZ143	-	0155305	SC1040	-	-
	255/35-20	Z-563	SZ343	SZ143	-	-	-	-	-
	255/40-17	Z-555	-	SZ137	-	-	SC1036	-	-
	255/40-18	Z-555	SZ343	SZ143	-	0155305	-	-	-
	255/40-19	Z-563	SZ343	SZ143	-	0155505	SC1042	QG2229*	QG2129
	255/40-20	Z-563	-	-	-	0155005	-	-	-
	255/45-16	Z-555	SZ335	SZ135	-	-	SC1036	-	-
	255/45-17	Z-555	SZ339	SZ139	-	0155305	SC1040	-	-
	255/45-18	Z-563	SZ343	SZ143	-	0155005	SC1042	QG2229*	QG2129
	255/45-19	Z-575	-	SZ143	-	0155005	SC1042	-	-
	255/45-20	Z-575	ZT735	SZ435	-	0232405	-	QG2229*	QG2129
	255/50-16	Z-555	SZ343	SZ143	-	0155505	SC1040	-	-
	255/50-17	Z-563	SZ343	SZ143	-	-	SC1042	-	-
	255/50-18	Z-563	SZ343	SZ143	-	-	SC1042	-	-
	255/50-19	Z-575	ZT735	SZ435	-	0232105	-	QG2229*	QG2129
	255/50-20	Z-579	ZT741	SZ441	-	0232605	-	QG3210*	QG3110
	255/50-21	Z-579	ZT747	SZ447	-	-	TC2512MM	QG2228*	QG2128
	255/55-16	Z-563	SZ343	SZ143	-	-	SC1042	-	-
	255/55-17	Z-563	SZ343	SZ143	-	-	SC1042	-	-
	255/55-18	Z-575	ZT735	SZ435	-	0232105	-	QG2229*	QG2129
	255/55-19	Z-579	ZT741	SZ441	-	-	-	QG3210*	QG3110
	255/55-20	Z-579	ZT747	SZ447	-	0232605	-	QG2228*	QG2128
	255/60-16	Z-555	SZ343	SZ143	-	-	SC1040	-	-
	255/60-17	Z-571	ZT735	SZ435	-	0232105	-	QG2229*	QG2129
	255/60-18	Z-579	ZT741	SZ441	-	-	-	-	-
	255/60-19	Z-579	ZT747	SZ441	-	-	TC2512MM	QG2228*	QG2128
	255/65-15	Z-563	SZ343	SZ143	-	-	-	QG2229*	QG2129
	255/65-16	Z-571	ZT735	SZ435	-	0232405	-	QG3210*	QG3110
255/65-17	Z-575	-	SZ441	-	0232105	-	-	-	
255/65-18	Z-579	ZT747	SZ441	-	0232605	TC2512MM	QG2228*	QG2128	

* Indicates tire chain that is available in both CAM and non-CAM version. The most popular version is shown.

Passenger & Light Truck Applications



	Tire Size	Z-CHAIN®	Z PASSENGER-Z SUV/LT	SUPER Z6®	SUPER Z8®	AUTO-TRAC®	RADIAL CHAIN®	QUIK GRIP®	QG SQ. ROD	
	255/65-19	Z-579	ZT747	SZ447	-	-	TC2512MM	QG2228*	QG2128	
	255/70-14	Z-571	ZT729	SZ429	-	-	-	QG2229*	QG2129	
	255/70-15	Z-575	ZT735	SZ435	-	0232105	-	QG2229*	QG2129	
	255/70-16	Z-575	ZT735	SZ435	-	0232105	-	QG3210*	QG3110	
	255/70-17	Z-579	ZT747	SZ447	-	0232105	-	QG3227*	QG3127	
	255/70-18	Z-579	ZT747	SZ447	-	0232805	-	QG2228*	QG2128	
	255/70-19.5	-	-	-	SZ462	-	-	QG2228*	QG2128	
	255/710-460A	-	-	-	-	-	SC1042	-	-	
	255/75-17	Z-579	ZT751	SZ451	-	0232605	TC2512MM	QG2228*	QG2128	
	LT255/75-17	Z-583	ZT751	SZ451	-	0232605	TC2512MM	QG2228*	QG2128	
265	265/35-18	Z-555	SZ339	SZ139	-	0155305	SC1036	-	-	
	265/35-19	-	SZ343	SZ143	-	-	-	-	-	
	265/40-18	Z-555	SZ343	SZ143	-	0155505	SC1036	-	-	
	265/40-20	Z-571	ZT729	SZ429	-	-	-	-	-	
	265/40-22	Z-579	ZT741	SZ441	-	0232105	-	QG2228*	QG2128	
	265/45-18	Z-571	ZT729	SZ429	-	-	-	-	-	
	265/45-20	Z-579	SZ441	ZT741	-	0232105	-	-	-	
	265/45-21	Z-575	ZT735	SZ435	-	-	-	QG3210*	-	
	265/50-15	Z-555	SZ339	SZ139	-	0155305	-	QG2229*	QG2129	
	265/50-16	Z-555	SZ343	SZ143	-	-	-	QG2229*	QG2129	
	265/50-19	Z-579	ZT741	SZ441	-	0232105	-	-	-	
	265/50-20	Z-579	ZT747	SZ447	-	0232605	-	-	-	
	265/55-17	Z-575	ZT735	SZ435	-	-	-	QG2229*	QG2129	
	265/55-18	Z-575	ZT735	SZ435	-	-	-	-	-	
	265/60-16	Z-571	ZT729	SZ429	-	-	-	QG2229*	QG2129	
	265/60-17	Z-575	ZT735	SZ435	-	-	-	QG2229*	QG2129	
	265/60-18	Z-579	ZT741	SZ441	-	0232105	-	QG3210*	QG3110	
	265/60-20	Z-579	ZT751	SZ451	-	-	TC2512MM	QG2228*	QG2128	
LT265/60-20	Z-579	ZT751	SZ451	-	-	TC2512MM	QG2228*	QG2128		
265/65-15	Z-571	ZT729	SZ429	-	-	-	QG2229*	QG2129		
265/65-16	Z-575	ZT735	SZ435	-	0232405	-	QG3210*	QG3110		
265/65-17	Z-579	ZT741	SZ441	-	0232105	-	QG3210*	QG2128		
265/65-18	Z-579	ZT747	SZ447	-	0232605	-	QG2228*	QG2128		
LT265/70-15	Z-575	ZT735	SZ435	-	0232105	-	QG2229*	QG2129		
265/70-16	Z-579	ZT741	SZ441	-	0232105	-	QG3210*	QG3110		
LT265/70-16	Z-579	ZT741	SZ441	-	0232105	-	QG3210*	QG3110		
265/70-17	Z-579	ZT747	SZ447	-	0232605	TC2512MM	QG2228*	QG2128		
LT265/70-17	Z-579	ZT747	SZ447	-	0232605	TC2512MM	QG2228*	QG2128		
265/70-18	Z-583	ZT751	SZ451	-	0232805	-	QG2228*	QG2128		
LT265/70-18	Z-583	ZT751	SZ451	-	0232805	-	QG2228*	QG2128		
265/70-19.5	Z-583	-	-	-	SZ468	0232805	-	-		
265/75-15	Z-575	ZT741	SZ441	-	0232605	-	QG2228*	QG2128		
LT265/75-15	Z-575	ZT741	SZ441	-	0232605	-	QG2228*	QG2128		
265/75-16	Z-579	ZT747	SZ447	-	0232605	TC2512MM	QG2228*	QG2128		
LT265/75-16	Z-579	ZT747	SZ447	-	0232605	TC2512MM	QG2228*	QG2128		
LT265/75-17	Z-583	ZT751	SZ451	-	-	-	QG2228*	QG2128		
265/75-19.5	Z-583	-	-	-	SZ497	-	-	-		
265/790-540A	Z-579	ZT735	SZ435	-	-	-	-	-		
LT265/85-16	Z-583	-	-	-	SZ468	-	-	QG3229*	QG3129	
275	275/30-19	Z-555	SZ343	SZ143	-	0155505	-	-	-	
	275/30-21	Z-571	-	-	-	-	-	-	-	
	275/35-18	Z-555	SZ343	SZ143	-	0155505	-	-	-	
	275/35-19	Z-563	SZ343	SZ143	-	0231705	-	-	-	
	275/35-20	Z-575	-	-	-	0232405	-	-	-	
	275/40-19	Z-575	ZT735	SZ435	-	0232405	-	-	-	
	275/40-20	Z-575	ZT735	SZ435	-	0232405	-	QG2229*	QG2129	
	275/45-18	Z-563	-	-	-	-	-	-	-	
	275/45-19	Z-575	ZT741	SZ441	-	-	-	-	-	
	275/45-20	Z-579	ZT741	SZ441	-	0232105	-	-	-	
	275/45-22	Z-579	ZT747	SZ447	-	0232605	-	-	-	
	275/50-19	Z-579	ZT735	SZ435	-	-	-	-	-	
	275/50-20	Z-579	ZT747	SZ447	-	-	-	QG2228*	QG2128	
	275/55-19	Z-579	ZT747	SZ447	-	-	-	QG2228*	QG2128	
	275/55-20	Z-583	ZT751	SZ451	-	0232805	-	QG3229*	QG3129	
	275/60-16	Z-575	ZT741	SZ441	-	-	-	-	-	
	275/60-17	Z-579	ZT741	SZ441	-	0232105	-	QG2228*	QG2128	
	275/60-18	Z-579	ZT747	SZ447	-	0232605	-	QG2228*	QG2128	
	275/60-20	Z-583	-	-	-	SZ462	0232805	-	QG3229*	QG3129
	275/65-16	Z-579	ZT741	SZ441	-	-	-	-	-	
	275/65-17	Z-579	ZT747	SZ447	-	-	-	QG2228*	QG2128	



Passenger & Light Truck Applications

	Tire Size	Z-CHAIN®	Z PASSENGER-Z SUV/LT	SUPER Z6®	SUPER Z8®	AUTO-TRAC®	RADIAL CHAIN®	QUIK GRIP®	QG SQ. ROD	
	275/65-18	Z-583	ZT751	SZ451	-	0232805	-	QG3229*	QG3129	
	275/65-20	-	ZT837	-	SZ468	-	-	-	-	
	LT275/65-18	Z-583	ZT751	SZ451	-	0232805	-	QG2228*	QG3129	
	LT275/65-20	-	ZT837	-	SZ468	-	-	-	-	
	275/70-16	Z-579	ZT747	SZ447	-	0232605	-	QG2228*	QG2128	
	LT275/70-16	Z-579	ZT747	SZ447	-	0232605	-	QG2228*	QG2128	
	275/70-17	Z-579	ZT747	SZ447	-	-	-	QG2228*	QG2128	
	LT275/70-17	Z-583	ZT751	SZ451	-	0232805	-	QG2228*	QG2128	
	275/70-18	Z-583	-	-	SZ462	0232805	-	QG3229*	QG3129	
	LT275/70-18	Z-583	-	-	SZ462	0232805	-	QG3229*	QG3129	
	275/70-19.5	Z-583	-	-	SZ497	-	-	-	-	
	LT275/75-15	Z-575	ZT747	SZ447	-	-	-	QG2228*	QG2128	
	275/75-16	Z-579	ZT747	SZ447	-	-	-	QG3227*	QG3127	
	LT275/75-17	Z-583	ZT835	-	SZ462	-	-	QG3227*	QG3127	
	LT275/75-18	-	ZT841	-	SZ474	-	-	-	-	
285	285/30-19	Z-563	SZ343	SZ143	-	0231705	-	-	-	
	285/30-20	Z-563	-	SZ143	-	-	-	-	-	
	285/30-21	Z-563	ZT735	SZ435	-	-	-	-	-	
	285/35-18	Z-555	SZ339	SZ139	-	-	-	-	-	
	285/35-19	Z-563	SZ343	SZ143	-	-	-	-	-	
	285/35-20	Z-563	ZT735	SZ435	-	0231805	-	-	-	
	285/40-18	Z-563	SZ343	SZ143	-	-	-	-	-	
	285/40-19	Z-571	SZ343	SZ143	-	-	TC2512MM	QG2229*	QG2129	
	285/40-20	Z-579	ZT741	SZ441	-	-	-	-	-	
	285/45-21	Z-579	ZT741	SZ441	-	-	-	-	-	
	285/45-22	Z-583	ZT751	SZ451	-	0232805	-	-	-	
	285/50-20	Z-579	ZT751	SZ451	-	-	-	QG2228*	QG2128	
	285/60-18	Z-579	ZT751	SZ451	-	-	-	QG2228*	QG2128	
	285/70-16	Z-579	ZT751	SZ451	-	-	-	QG2228*	QG2128	
	285/70-17	Z-583	-	-	SZ462	0232805	-	QG3229*	QG3129	
	LT285/70-17	Z-583	-	-	SZ462	0232805	-	QG3229*	QG3129	
	285/70-19.5	-	-	-	SZ486	-	-	-	-	
	LT285/75-16	Z-583	-	-	SZ462	0232805	-	QG3229*	QG3129	
	295	295/30-18	Z-555	-	-	-	-	-	-	-
		295/30-19	Z-563	-	-	-	-	-	-	-
295/30-20		Z-563	-	SZ429	-	0231805	-	-	-	
295/35-18		Z-555	-	-	-	-	-	-	-	
295/35-19		Z-563	-	SZ143	-	-	-	-	-	
295/35-20		Z-563	ZT735	SZ435	-	-	-	-	-	
295/35-21		Z-579	ZT735	SZ435	-	-	-	-	-	
295/40-20		Z-579	ZT735	SZ435	-	-	-	-	-	
295/40-21		Z-579	ZT747	SZ447	-	-	-	-	-	
305		305/30-19	Z-563	-	-	-	-	-	-	-
	305/35-19	Z-579	ZT747	SZ447	-	-	-	-	-	
	305/35-20	Z-579	ZT747	SZ447	-	-	-	-	-	
	305/55-16	Z-579	ZT741	SZ441	-	-	-	-	-	
	305/55-18	-	ZT747	SZ447	-	-	-	QG3229*	QG3129	
	305/55-20	-	-	-	SZ486	-	-	-	-	
	305/60-20	-	-	-	SZ486	-	-	-	-	
	LT305/65-17	-	-	-	SZ474	-	-	QG3229*	QG3129	
	LT305/65-18	-	-	-	SZ486	-	-	QG2226*	QG2126	
	LT305/75-16	-	-	-	-	-	-	-	-	
315	315/35-20	Z-579	ZT747	SZ447	-	-	-	-	-	
	315/70-17	-	-	-	SZ486	-	-	QG2226*	QG2126	
	LT315/70-17	-	-	-	SZ492	-	-	QG2226*	QG2126	
325	325/60-18	-	-	-	SZ486	-	-	QG2226*	QG2126	
	325/60-20	-	-	-	SZ492	-	-	-	-	
	325/65-18	-	-	-	SZ492	-	-	QG2226*	QG2126	
	325/75-17	-	-	-	SZ486	-	-	QG2226*	QG2126	
335	335/25-20	Z-563	ZT735	SZ435	-	-	-	-	-	
	335/30-18	Z-563	SZ339	SZ139	-	-	-	-	-	
345	345/55-17	Z-583	ZT751	SZ451	SZ468	-	-	QG3227*	QG3127	
	345/70-18	-	-	-	SZ492	-	-	QG2226*	QG2126	
355	355/60-20	-	-	-	-	-	-	QG2226*	QG2126	
375	375/60-18	-	-	-	SZ486	-	-	QG2226*	QG2126	

For complete, up-to-date listings, see our website at: www.peerlesschain.com

* Indicates tire chain that is available in both CAM and non-CAM version. The most popular version is shown.

These heavy duty product applications show the best choices for most tires. Truck tires can vary in size due to tire manufacturers, tread design or recapping. **It is strongly recommended that traction products be fitted to the tire before actual use.** Chain laws can vary from state to state. Please refer to pages 6-9 for information on tire chain regulations. Product stock number shown in **RED BOLD** will meet or exceed S.A.E. Class "S" clearance requirement. **Super Z8 recommended for commercial vehicles under 20,000 GVW.**

	Tire Size	AXLE TYPE	SUPER Z® HD	SUPER Z8®	RADIAL	QG SQ. ALLOY	DIAMOND BLUE	QG LINK	QG VBAR	QG V-BAR CTO
7.0	7.00-20	Single	-	SZ497	-	-	-	QG2214*	QG2814	-
	7-22.5	Single	ZT751	-	-	-	-	QG2214*	QG2814	QGV320*
7.2	7.2-24	Single	-	-	-	-	-	QG0832	-	-
	7.5	7.50-20	Single	-	-	-	-	QG2237	QG2837	-
		Dual	ZT956	-	-	-	-	QG4237	QG4837	-
	7.50-22.5	Single	ZT865	-	-	-	-	QG2239CAM*	QG2839*	-
		Dual	ZT962	-	-	-	-	QG4239CAM*	QG4839*	-
8.0	8-17.5	Single	ZT735	-	-	-	-	QG2219*	QG2819*	QGV315*
		Dual	-	-	-	-	-	QG4219*	QG4819	-
	8-22.5	Single	-	-	-	-	-	QG2237	QG2837	-
		Dual	ZT956	-	-	-	-	QG4237	QG4837	-
8.25	8.25-15TR	Single	ZT835	SZ462	-	QG2128	-	QG2228*	QG2828*	-
		Dual	-	-	-	QG4128	-	QG4228CAM	QG4828	-
	8.25-20	Single	ZT859	SZ492	TA1939	-	-	QG2239CAM*	QG2839*	-
		Dual	ZT962	-	TA3939	-	-	QG4239CAM*	QG4839*	-
	8.25-22.5	Single	ZT865	-	-	-	-	QG2239CAM*	QG2839*	-
		Dual	ZT962	-	-	-	-	QG4239CAM*	QG4839*	-
8.3	8.3-24	Single	-	-	-	-	QG0822	-	-	
9.0	9.00-15TR	Single	ZT837	SZ468	-	-	-	-	-	-
		Dual	ZT948	-	-	-	-	-	-	-
	9.00-20	Single	ZT869	-	TA1941	-	DB2141	QG2241CAM*	QG2841*	-
		Dual	ZT970	-	TA3941	-	-	QG4241CAM*	QG4841	-
	9-22.5	Single	ZT859	SZ492	TA1939	-	-	QG2239CAM*	QG2839*	-
		Dual	ZT962	-	TA3939	-	-	QG4239CAM*	QG4839*	-
9.5	9.5-24	Single	-	-	-	-	-	QG0832	-	-
	9.5-28	Single	-	-	-	-	-	QG0836	-	-
	9.5-32	Single	-	-	-	-	-	QG0838	-	-
	9.5-38	Single	-	-	-	-	-	QG0862	-	-
	9.5-42	Single	-	-	-	-	-	QG0862	-	-
10.0	10.00-15TR	Single	ZT853	SZ486	-	-	-	-	-	-
		Dual	ZT956	-	-	-	-	-	-	-
	10.00-20	Single	ZT881	-	TA1945	QG2145	DB2145	QG2245CAM*	QG2845*	QGV343HD*
		Dual	ZT982	-	TA3945	QG4145	-	QG4245CAM*	QG4845*	QGV743HD*
	10.00-22	Single	ZT887	-	TA1949	QG2149	DB2149	QG2249CAM*	QG2849*	QGV344HD*
		Dual	ZT990	-	TA3949	QG4149	-	QG4249CAM*	QG4849*	QGV744HD*
	10-22.5	Single	ZT869	-	TA1941	-	DB2141	QG2241CAM*	QG2841*	-
		Dual	ZT970	-	TA3941	-	-	QG4241CAM*	QG4841	-
	10.00/90-20	Single	ZT877	-	-	QG2145	DB2145	QG2245CAM*	QG2845*	-
		Dual	ZT970	-	-	QG4145	-	QG4245CAM*	QG4845*	-
11.0	11.00-20	Single	ZT887	-	TA1951	QG2151	DB2151	QG2251CAM*	QG2851*	QGV355
		Dual	ZT990	-	TA3949	-	-	QG4251CAM*	QG4851	QGV755
	11.00-22	Single	ZT891	-	-	QG2155	-	QG2255CAM*	QG2855*	QGV356
		Dual	-	-	-	-	-	QG4255CAM*	QG4855	QGV756
	11-22.5	Single	ZT881	-	TA1945	QG2145	DB2145	QG2245CAM*	QG2845*	QGV343HD*
		Dual	ZT982	-	TA3945	QG4145	-	QG4245CAM*	QG4845*	QGV743HD*
	11.00-24	Single	ZT891	-	-	-	-	-	QG2853	-
	11-24.5	Single	ZT887	-	TA1949	QG2149	DB2149	QG2249CAM*	QG2849*	QGV344HD*
		Dual	ZT990	-	TA3949	QG4149	-	QG4249CAM*	QG4849*	QGV744HD*
11.2	11.2-24	Single	ZT887	-	-	-	-	QG0836	-	-
	11.2-30	Single	-	-	-	-	-	QG0838	-	-
	11.2-32	Single	-	-	-	-	-	QG0856	-	-
	11.2-38	Single	-	-	-	-	-	QG0862	-	-
11.5	11.50-20	Single	ZT887	-	TA1951	QG2151	DB2151	QG2251CAM*	QG2851*	QGV355
		Dual	ZT990	-	TA3949	-	-	QG4251CAM*	QG4851	QGV755
	11.5-22.5	Single	ZT881	-	TA1947	-	-	QG2235	-	QGV344HD*
		Dual	-	-	TA3947	-	-	QG4235CAM*	-	QGV744HD*
12.0	12.00-20	Single	ZT891	-	-	QG2155	-	QG2255CAM*	QG2855*	QGV356
		Dual	-	-	-	-	-	QG4255CAM*	QG4855	QGV756
	12-22.5	Single	ZT887	-	TA1951	QG2151	DB2151	QG2251CAM*	QG2851*	QGV355
		Dual	ZT990	-	TA3949	-	-	QG4251CAM*	QG4851	QGV755
	12.00-24	Single	-	-	-	-	-	QG2257	QG2857	-
	12-24.5	Single	-	-	-	QG2155	-	QG2255CAM*	QG2855*	QGV356
		Dual	-	-	-	-	-	QG4255CAM*	QG4855	QGV756
12.2	12.2-24	Single	-	-	-	-	QG0852	-	-	
12.4	12.4-16	Single	-	-	-	-	-	QG0850	-	-
	12.4-24	Single	-	-	-	-	QG0852	-	-	



Commercial & Heavy duty tire Applications

	Tire Size	AXLE TYPE	SUPER Z® HD	SUPER Z8®	RADIAL	QG SQ. ALLOY	DIAMOND BLUE	QG LINK	QG VBAR	QG V-BAR CTO
	12.4-28	Single	-	-	-	-	-	QG0856	-	-
	12.4-32	Single	ZT-132	-	-	-	-	QG2615	-	-
	12.4-38	Single	-	-	-	-	-	QG0862	-	-
	12.4-42	Single	-	-	-	-	-	QG0866	-	-
12.5	12.5-22.5	Single	ZT887	-	TA1951	QG2151	DB2151	QG2251CAM*	QG2851*	QGV355
		Dual	ZT990	-	TA3949	-	-	QG4251CAM*	QG4851	QGV755
	12.5-24.5	Single	ZT891	-	-	QG2155	-	QG2255CAM*	QG2855*	-
		Dual	-	-	-	-	-	QG4255CAM*	QG4855	-
	12.5/80-18	Single	-	-	-	-	-	QG0834	-	-
12.75	12.75-22.5	Single	ZT891	-	TA1949	QG2155	-	QG2255CAM*	QG2855*	-
		Dual	ZT990	-	TA3949	-	-	QG4255CAM*	QG4855	-
13.0	13-22.5	Single	ZT891	-	-	-	-	-	-	-
	13.00-24	Single	-	-	-	-	-	QG2612	-	-
	13.00-25	Single	-	-	-	-	-	QG2612	-	-
	13/80-20	Single	-	-	TA1945	QG2145	DB2145	QG2245CAM*	QG2845*	-
		Dual	-	-	TA3945	QG4145	-	QG4245CAM*	QG4845*	-
13.5	13.50-16.1	Single	-	-	-	-	-	QG0838	-	-
13.6	13.6-16	Single	-	-	-	-	-	QG0850	-	-
	13.6-26	Single	-	-	-	-	-	QG0858	-	-
	13.6-28	Single	-	-	-	-	-	QG0859	-	-
	13.6-38	Single	-	-	-	-	-	QG0866	-	-
13.9	13.9-36	Single	-	-	-	-	-	QG0866	-	-
14.0	14-17.5	Single	-	-	-	-	-	QG0850	-	-
	14.00-20 GRADER	Single	ZT-132	-	-	-	-	QG2612	-	-
	14.00-21	Single	-	-	-	-	-	QG2612	-	-
	14.00-24 GRADER	Single	ZT-132	-	-	-	-	QG2615	-	-
	14.00-25	Single	-	-	-	-	-	QG2615	-	-
14.0	14/80-20	Single	ZT892	-	-	QG2155	-	QG2255CAM*	QG2855*	-
		Dual	-	-	-	-	-	-	QG4855	-
14.9	14.9-24	Single	-	-	-	-	-	QG0859	-	-
	14.9-26	Single	ZT-132	-	-	-	-	QG2615	-	-
	14.9-28	Single	-	-	-	-	-	QG0869	-	-
	14.9-30	Single	-	-	-	-	-	QG0876	-	-
15.0	15-22.5	Single	-	-	-	-	-	QG3255	-	-
15.5	15.5-25	Single	ZT-132	-	-	-	-	QG2612	-	-
16.0	16.00-20 GRADER	Single	ZT-141	-	-	-	-	QG2624	-	-
	16.00-21 GRADER	Single	ZT-141	-	-	-	-	QG2624	-	-
	16.00-24 GRADER	Single	ZT-143	-	-	-	-	QG2627	-	-
	16.00-25 GRADER	Single	ZT-143	-	-	-	-	QG2627	-	-
16.5	16.5-19.5	Single	-	-	-	-	-	QG3255	-	-
	16.5-22.5	Single	ZT896	-	TA2071	-	-	-	-	-
16.9	16.9-20	Single	-	-	-	-	-	QG2612	-	-
	16.9-24	Single	-	-	-	-	-	QG0874	-	-
	16.9-28	Single	-	-	-	-	-	QG0876	-	-
	16.9-30	Single	-	-	-	-	-	QG0877	-	-
	16.9-34	Single	-	-	-	-	-	QG0879	-	-
	16.9-38	Single	-	-	-	-	-	QG0880	-	-
17.5	17.5L-24	Single	-	-	-	-	-	QG0874	-	-
	17.5-25	Single	-	-	-	-	-	QG2624	-	-
18.0	18.00-24	Single	-	-	-	-	-	QG2636	-	-
	18.00-25	Single	ZT-145	-	-	-	-	QG2636	-	-
	18.00-26	Single	-	-	-	-	-	QG2636	-	-
18.4	18.4-16.1	Single	-	-	-	-	-	QG0881	-	-
	18.4-26	Single	-	-	-	-	-	QG0883	-	-
	18.4-30	Single	-	-	-	-	-	QG0885	-	-
	18.4-34	Single	-	-	-	-	-	QG0887	-	-
	18.4-38	Single	-	-	-	-	-	QG0889	-	-
19.0	19-22.5	Single	-	-	-	-	-	QG3261	-	-
19.5	19.5-19.5	Single	-	-	-	-	-	QG3261	-	-
	19.5L-24	Single	-	-	-	-	-	QG0883	-	-
20.0	20.5-25	Single	-	-	-	-	-	QG2633	-	-
21.0	21L-24	Single	-	-	-	-	-	QG2648	-	-
	21.00-25	Single	-	-	-	-	-	QG2648	-	-
21.5	21.5-16	Single	-	-	-	-	-	QG0882	-	-
	21.5L-16.1	Single	-	-	-	-	-	QG0882	-	-
23.1	23.1-26	Single	-	-	-	-	-	QG0891	-	-
	23.1-30	Single	-	-	-	-	-	QG0893	-	-
23.5	23.5-25	Single	-	-	-	-	-	QG2645	-	-
37	37x12.50-17	Single	ZT859	SZ492	-	-	-	QG3235	-	-
	37x12.50-20LT	Single	ZT859	SZ492	-	-	-	QG3235	-	-

* Indicates tire chain that is available in both CAM and non-CAM version. The most popular version is shown.

Commercial & Heavy duty tire Applications



	Tire Size	AXLE TYPE	SUPER Z® HD	SUPER Z8®	RADIAL	QG SQ. ALLOY	DIAMOND BLUE	QG LINK	QG VBAR	QG V-BAR CTO
38	38x14.50-17	Single	ZT881	-	-	-	-	QG3235	-	-
	38x15-15	Single	ZT881	-	-	-	-	QG3235	-	-
	38x10.50-15	Single	ZT859	SZ492	-	-	-	QG2239CAM*	QG2839*	-
215	215/75-17.5	Single	ZT729	-	-	QG2121	-	QG2221*	QG2821*	QGV315*
		Dual	-	-	-	QG4121	-	QG4221*	QG4821	-
	215/75-19.5	Single	ZT747	-	-	QG2128	-	QG2228*	QG2828*	QGV320*
		Dual	-	-	-	QG4128	-	QG4228CAM	QG4828	-
225	225/70-19.5	Single	ZT741	-	-	QG2121	-	QG2221*	QG2821*	QGV320*
		Dual	-	-	-	QG4121	-	QG4221*	QG4821	-
	225/70-22.5	Single	-	SZ497	-	-	-	QG2214*	QG2814	-
	225/75-17.5	Single	ZT735	-	-	QG2121	-	QG2221*	QG2821*	QGV315*
		Dual	-	-	-	QG4121	-	QG4221*	QG4821	-
	225/75-19.5	Single	ZT747	-	-	QG2128	-	QG2228*	QG2828*	QGV320*
		Dual	-	-	-	QG4128	-	QG4228CAM	QG4828	-
	225/80-22.5	Single	-	-	-	-	-	QG2237	QG2837	-
		Dual	ZT956	-	-	-	-	QG4237	QG4837	-
235	235/70-17.5	Single	ZT735	-	-	QG2121	-	QG2221*	QG2821*	QGV320*
		Dual	-	-	-	QG4121	-	QG4221*	QG4821	-
	235/70-19.5	Single	ZT741	-	-	QG2121	-	QG2221*	QG2821*	QGV320*
		Dual	-	-	-	QG4121	-	QG4221*	QG4821	-
	235/75-17.5	Single	ZT741	-	-	QG2128	-	QG2228*	QG2828*	QGV320*
		Dual	-	-	-	QG4128	-	QG4228CAM	QG4828	-
235	235/80-22.5	Single	ZT859	SZ492	TA1939	-	-	QG2239CAM*	QG2839*	-
		Dual	ZT956	-	TA3939	-	-	QG4239CAM*	QG4839*	-
245	245/70-17.5	Single	ZT741	-	-	QG2128	-	QG2228*	QG2828*	QGV320*
		Dual	-	-	-	QG4128	-	QG4228CAM	QG4828	-
	245/70-19.5	Single	ZT835	SZ462	-	QG2128	-	QG2228*	QG2828*	-
		Dual	-	-	-	QG4128	-	QG4228CAM	QG4828	-
	245/70-22.5	Single	ZT853	SZ486	-	-	-	QG2237	QG2837	-
		Dual	-	-	-	-	-	-	QG4837	-
	245/75-17.5	Single	ZT741	-	-	QG2128	-	QG2228*	QG2828*	QGV320*
		Dual	-	-	-	QG4128	-	QG4228CAM	QG4828	-
	245/75-19.5	Single	ZT835	SZ462	-	QG2128	-	QG2228*	QG2828*	-
		Dual	-	-	-	QG4128	-	QG4228CAM	QG4828	-
	245/75-22.5	Single	ZT859	SZ492	-	-	-	QG2239CAM*	QG2839*	-
		Dual	ZT956	-	-	-	-	QG4239CAM*	QG4839*	-
	245/80-22.5	Single	ZT859	SZ492	TA1939	-	-	QG2239CAM*	QG2839*	-
		Dual	ZT956	-	TA3939	-	-	QG4239CAM*	QG4839*	-
255	255/60-22.5	Single	ZT837	SZ468	-	-	-	QG2237	QG2837	-
		Dual	-	-	-	-	-	-	QG4837	-
	255/70-19.5	Single	ZT835	SZ462	-	QG2128	-	QG2228*	QG2828*	-
		Dual	-	-	-	QG4128	-	QG4228CAM	QG4828	-
	255/70-22.5	Single	ZT859	SZ497	TA1939	-	-	QG2239CAM*	QG2839*	-
		Dual	ZT956	-	TA3939	-	-	QG4239CAM*	QG4839*	-
	255/75-22.5	Single	ZT859	SZ492	TA1939	-	-	QG2239CAM*	QG2839*	-
		Dual	ZT956	-	TA3939	-	-	QG4239CAM*	QG4839*	-
	255/80-22.5	Single	ZT865	-	-	-	-	QG2239CAM*	QG2839*	-
		Dual	ZT962	-	-	-	-	QG4239CAM*	QG4839*	-
265	265/70-19.5	Single	ZT837	SZ468	-	-	-	QG2237	QG2837	-
		Dual	-	-	-	-	-	-	QG4837	-
	265/70-22.5	Single	ZT869	-	-	-	-	QG2239CAM*	QG2839*	-
		Dual	ZT956	-	-	-	-	QG4239CAM*	QG4839*	-
	265/75-19.5	Single	ZT837	SZ497	-	-	-	QG2237	QG2837	-
		Dual	ZT948	-	-	-	-	-	QG4837	-
	265/75-22.5	Single	ZT865	-	-	-	-	QG2239CAM*	QG2839*	-
		Dual	ZT962	-	-	-	-	QG4239CAM*	QG4839*	-
275	275/70-19.5	Single	ZT837	SZ497	-	-	-	QG2237	QG2837	-
		Dual	ZT948	-	-	-	-	-	QG4837	-
	275/70-22.5	Single	ZT869	-	-	-	-	QG2239CAM*	QG2839*	-
		Dual	ZT956	-	-	-	-	QG4239CAM*	QG4839*	-
	275/75-22.5	Single	ZT877	-	TA1943	QG2143	DB2143	QG2243CAM*	QG2843CAM	QGV343HD*
		Dual	ZT962	-	TA3943	QG4143	-	QG4243CAM*	QG4843CAM	QGV343HD*
	275/80-22.5	Single	ZT881	-	TA1943	QG2143	DB2143	QG2243CAM*	QG2843CAM	QGV343HD*
		Dual	ZT970	-	TA3943	QG4143	-	QG4243CAM*	QG4843CAM	QGV343HD*
	275/80-24.5	Single	ZT881	-	TA1947	QG2147	DB2147	QG2247CAM*	QG2847CAM	QGV344HD*
		Dual	ZT982	-	TA3947	QG4147	-	QG4247CAM*	QG4847CAM	QGV344HD*
285	285/65-22.5	Single	ZT869	-	-	-	-	QG2239CAM*	QG2839*	-
		Dual	ZT956	-	-	-	-	QG4239CAM*	QG4839*	-
	285/70-19.5	Single	ZT853	SZ486	-	-	-	QG2234CAM	-	-
		Dual	ZT948	-	-	-	-	-	-	-



Commercial & Heavy duty tire Applications

	Tire Size	AXLE TYPE	SUPER Z [®] HD	SUPER Z [®]	RADIAL	QG SQ. ALLOY	DIAMOND BLUE	QG LINK	QG VBAR	QG V-BAR CTO
	285/70-24.5	Single	ZT881	-	TA1943	QG2145	DB2145	QG2245CAM*	QG2845*	-
		Dual	ZT970	-	TA3943	QG4145	-	QG4245CAM*	QG4845*	-
	285/75-22.5	Single	ZT877	-	TA1943	QG2143	DB2143	QG2243CAM*	QG2843CAM	QGV343HD*
		Dual	ZT962	-	TA3943	QG4143	-	QG4243CAM*	QG4843CAM	QGV343HD*
	285/75-24.5	Single	ZT881	-	TA1947	QG2147	DB2147	QG2247CAM*	QG2847CAM	QGV344HD*
		Dual	ZT982	-	TA3947	QG4147	-	QG4247CAM*	QG4847CAM	QGV344HD*
	285/80-22.5	Single	ZT881	-	TA1951	QG2151	DB2151	QG2251CAM*	QG2851*	-
		Dual	ZT982	-	-	-	-	QG4251	QG4851	-
	285/80-24.5	Single	ZT881	-	TA1951	QG2151	DB2151	QG2251CAM*	QG2851*	-
		Dual	ZT982	-	TA3949	-	-	QG4251	QG4851	-
295	295/60-22.5	Single	ZT859	-	-	-	-	-	-	-
	295/70-19.5	Single	ZT853	SZ497	-	-	-	-	-	-
295	295/70-22.5	Single	ZT877	-	TA1943	QG2143	DB2143	QG2243CAM*	QG2843CAM	QGV343HD*
		Dual	-	-	TA3943	QG4143	-	QG4243CAM*	QG4843CAM	QGV343HD*
	295/75-17.5	Single	ZT859	SZ492	-	-	-	QG2226*	-	-
	295/75-22.5	Single	ZT881	-	TA1943	QG2143	DB2143	QG2243CAM*	QG2843CAM	-
		Dual	ZT970	-	TA3943	QG4143	-	QG4243CAM*	QG4843CAM	-
	295/75-24.5	Single	ZT881	-	TA1947	-	-	QG2235	-	QGV344HD*
		Dual	ZT982	-	TA3947	-	-	QG4235	-	QGV344HD*
	295/80-22.5	Single	ZT881	-	TA1951	QG2151	DB2151	QG2251CAM*	QG2851*	-
		Dual	ZT982	-	-	-	-	QG4251	QG4851	-
305	305/70-22.5	Single	ZT881	-	-	QG2145	DB2145	-	-	-
		Dual	-	-	-	QG4145	-	-	-	-
	305/75-24.5	Single	ZT887	-	-	QG2155	DB2151	QG2255CAM*	QG2855*	-
		Dual	ZT982	-	-	-	-	QG4255	QG4855	-
	305/80-22.5	Single	ZT881	-	TA1947	QG2151	DB2151	QG2251CAM*	QG2851*	-
		Dual	ZT982	-	TA3947	-	-	QG4251	QG4851	-
	305/85-22.5	Single	ZT892	-	-	QG2155	-	QG2255CAM*	QG2855*	QGV355
		Dual	ZT990	-	-	-	-	QG4255	QG4855	QGV755
315	315/70-22.5	Single	ZT881	-	TA1945	QG2145	DB2145	-	-	QGV343HD*
		Dual	ZT970	-	TA3945	QG4145	-	-	-	QGV343HD*
	315/80-22.5	Single	ZT887	-	TA1949	QG2155	DB2151	QG2255CAM*	QG2855*	-
		Dual	ZT990	-	TA3949	-	-	QG4255	QG4855	-
	315/80-22.5 MIC	Single	ZT891	-	TA1949	QG2155	DB2151	QG2255CAM*	QG2855*	-
		Dual	-	-	TA3949	-	-	QG4255	QG4855	-
320	320/85-38	Single	-	-	-	-	-	QG0862	-	-
365	365/70-22.5	Single	ZT892	-	-	-	-	-	-	-
	365/80-20	Single	ZT892	-	-	QG2155	-	QG2255CAM*	QG2855*	-
	365/85-20	Single	-	-	-	-	-	QG3255	-	-
380	380/70-28	Single	-	-	-	-	-	QG2612	-	-
	380/80-38	Single	-	-	-	-	-	QG0879	-	-
	380/85-28	Single	-	-	-	-	-	QG0869	-	-
	380/85-30	Single	-	-	-	-	-	QG0876	-	-
	380/85-34	Single	-	-	-	-	-	QG0877	-	-
385	385/65-22.5	Single	ZT892	-	-	-	-	QG3255	-	-
	385/95-25	Single	ZT-132	-	-	-	-	QG2615	-	-
395	395/85-20	Single	ZT898	-	-	-	-	QG3261	-	-
400	400/70-20	Single	ZT892	-	-	-	-	QG3255	-	-
420	420/70-28	Single	-	-	-	-	-	QG0869	-	-
	420/85-28	Single	-	-	-	-	-	QG0876	-	-
	420/85-34	Single	-	-	-	-	-	QG0879	-	-
	420/90-30	Single	-	-	-	-	-	QG0879	-	-
425	425/55-22.5	Single	ZT896	-	TA2071	-	-	-	-	-
	425/65-22.5	Single	ZT896	-	TA2071	-	-	-	-	-
	425/70-22.5	Single	ZT898	-	TA2071	-	-	-	-	-
440	440/80-28	Single	-	-	-	-	-	QG0876	-	-
445	445/50-22.5	Single	ZT897	-	TA2069	-	-	QG3269CAM*	-	-
	445/55-22.5	Single	-	-	-	-	-	QG3255	-	-
	445/65-19.5	Single	ZT896	-	TA2071	-	-	-	-	-
	445/65-22.5	Single	ZT-118	-	-	-	-	QG3261	-	-
	445/80-22.5	Single	-	-	-	-	-	QG0874	-	-
	445/95-25	Single	ZT-143	-	-	-	-	QG2627	-	-
455	455/50-22.5	Single	ZT897	-	TA2069	-	-	QG3269CAM*	-	-
	455/55-22.5	Single	ZT899	-	TA2069	-	-	QG3269CAM*	-	-
480	480/70-28	Single	-	-	-	-	-	QG0883	-	-
	480/70-30	Single	-	-	-	-	-	QG0883	-	-
	480/80-38	Single	-	-	-	-	-	QG0889	-	-
520	520/70-34	Single	ZT-145	-	-	-	-	QG2636	-	-
540	540/60-30	Single	-	-	-	-	-	QG2633	-	-
550	550/65-25	Single	-	-	-	-	-	QG0883	-	-

* Indicates tire chain that is available in both CAM and non-CAM version. The most popular version is shown.



PEERLESS[®]
A KITO GROUP COMPANY



Tire Chain Finder

Use the forms below to search for a tire size and tire model.

IMPORTANT: The vehicle should be fitted to the tire before actual use is required.

Tire Size: Application: Peerless Part #:

Please enter a tire size (Ex. 225/75R16) or a Peerless Part #.

[CHECK YOUR OWNER'S MANUAL FOR CLEARANCE RESTRICTIONS!](#)

How to read your tire size:

Tire size must be known in order to select a traction product. On most tires the size will look like this:

The Tire Width is 225mm wide, the Aspect ratio is 75% and the tire is mounted on a Wheel that is 16 inches in Diameter.

Tire Width is the measurement from one sidewall to the other.

Aspect Ratio is the height of the sidewall from the edge of the wheel rim to the tread on the tire.

Wheel Diameter is simply the measurement of the wheel from one end to the other.

The letter "P" inside the tire size designates that the tire was designed to be used on a passenger vehicle.

The letter "R" inside the tire size designates that the tire is a radial tire.

The letter "LT" inside the tire size designates that the tire is a light truck tire.

peerlesschain.com

USE THE
Online Tire Chain Finder
to select the right traction product for your vehicle



Peerless Industrial Group • 1416 East Sanborn Street • P.O. Box 5349 • Winona, MN • 55987-5349 • www.peerlesschain.com
Specifications are subject to change without notice. ©2018 Peerless Industrial Group

27.76 • Printed in the U.S.A. • ©2018 Peerless Industrial Group • All rights reserved
No part of this publication may be reproduced in any form or by any means without prior written permission.

A Kito Group Company
KITO