

# PRO-LOK

## A012

Round Jim

*Why Use Anything Else?*



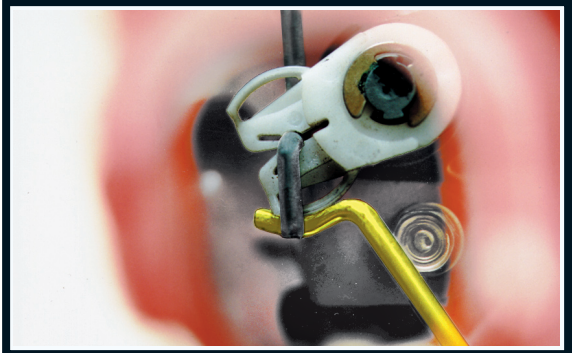


The A012 is used to activate exposed bell cranks.

The A012 is also extremely useful for opening vehicles equipped with "lazy paws". To use, lower the A012 into the door cavity in line with the lock cylinder. Push down or pull up on the "lazy pawl" to unlock the vehicle (see photo 1.)

The A012 is also used on the Volvo 960. Weatherstrip must be removed from the rear passenger door, by lifting on the rear end of the weatherstrip, releasing the two holding clips located beneath the quarter window. Work weatherstrip off door towards the front. Insert the A012 at 2" below the front edge of the split window divider. Slide the tool rearwards 7" and rotate 45° clockwise (see photo 2.) Contact the bell crank with the tip of the tool and push gently rearward to unlock the door.

For '95+ Volvo 960 and the '98 +S90/V90, slide the tool rearward until it stops. Pull tool forward 1" and rotate 90° clockwise. Use caution, the handle of the tool is near the window glass. Contact the bell crank with the tip of the tool (see photo 3.) Gently pull the tool forward to activate the bell crank and unlock the door. To reinstall weatherstrip, feed the front end onto the front of the door and lower until clips engage.



**GENERAL APPLICATIONS :** *This tool works on vehicles with various linkage systems found on some: ACURA, CHRYSLER, DODGE, HONDA, ISUZU, MAZDA, PLYMOUTH, PORSCHE BOXTER & 911, SUZUKI, VOLVO and various other models.*