

PRO-LOK

A018

Spring "L" Tool

Why Use Anything Else?






The A018 Spring-L is a versatile tool. Depending on the application, this tool may be used to push down, lift up or slide an exposed bell crank (see photos 1-3.)

To use, gently wedge the weatherstrip away from the window glass and insert an inspection light. Identify the bell crank and insert the tool. Lower the tool down into the door cavity and rotate it into position. Manipulate the bell crank in the direction necessary to unlock the door.

A good example of A018 tool usage is the Ford Contour and Mercury Mystique (see photo 3.) To open the Contour/Mystique, insert a wedge 6" from the rear edge of the rear passenger door glass.

Insert an inspection light and identify the protected latch. Insert the A018 at 1 1/2" from the rear edge of the glass, tip facing rearward. Lower the tool 9 1/2" into the door cavity and rotate it 90° clockwise. Lift the tip of the tool until it contacts the bell crank at the bottom of the protected latch. Rotate the tool clockwise to activate the bell crank and unlock the door (see photo 3.)

The A018 is also extremely useful for opening vehicles equipped with 'lazy paws'. To open, lower the A018 into the door cavity in line with the lock cylinder. Push down or pull up on 'lazy pawl' to unlock the vehicle.



GENERAL APPLICATIONS : *This tool works on vehicles with various linkage systems found on some: AM GENERAL, AMC, AUDI, BMW, BUICK, CADILLAC, CHEVROLET, CHRYSLER, DODGE, FORD, INFINITI, JAGUAR, JEEP, LINCOLN, MASERATI, MAZDA, MERCURY, MITSUBISHI, NISSAN, OLDSMOBILE, PEUGEOT, PLYMOUTH, PORSCHE, SUBARU, TOYOTA, VOLKSWAGEN and various other models.*