

PRO-LOK

Why Use Anything Else?



A044

Camry / Lexus Tool

The A044 Camry /Lexus Tool is a double ended tool designed to open the Toyota Camry on one end and the Lexus LS400 on the other.

To open the Camry, gently wedge the weatherstrip away from the front passenger door window glass.

Insert inspection light and observe the black plastic guard plate, directly behind the exterior handle.

Insert the small "L" end of the A044 at the rear edge of the glass, tip facing forward (see photo 1.)

Lower the tool 7" down into the door cavity and rotate it 45° counterclockwise.

Push the tip of the tool down between the metal panel and plastic guard plate, until it stops. The tip of the tool is now in front of the bell crank (photo 2.)

Pivot the handle forward to push the bell crank rearward and unlock the door.

To open the Lexus LS400 using the A044, gently wedge the weatherstrip away from the window glass 9" from the rear corner of the rear passenger door window glass.




Insert inspection light and observe the shielding.

Insert the modified hook end of the A044 at 5" from the rear corner of the glass, tip facing rearward.

Lower the tool 3" into the door cavity and rotate it 15° clockwise.

Slide the tool 5" rearwards. Lift tool 1" to contact the lock-unlock bell crank. Observe button movement (see photo 3.)

Slide the tool rearward to unlock the door while pulling the outside handle. (Relock time is .3 seconds. Reset system with key in driver door.)



GENERAL APPLICATIONS : Toyota Camry, Lexus LS400 and other various vehicles.