

PHOENIX
Distributing, Inc.

1997 Parts Catalog

PHOENIX
Distributing, Inc.

Phoenix
USA Inc.

Phoenix USA Inc.

CATALOG

Phoenix USA, Inc.
Stainless Steel
Wheel Simulators

The Best Thing On Wheels!

PHOENIX USA, INC.
1994 FULL LINE
PRODUCT CATALOG

1985-2010
years
Phoenix USA, Inc.

2002
Wheel Accessory Catalog

2002-2003
Wheel Accessory
CATALOG

PHOENIX
TRUCK ACCESSORIES

2003
Wheel Accessory Catalog

WHEEL ACCESSORIES
EXTRUD 04

2004
WHEEL ACCESSORY

PHOENIX USA
TRUCK
ACCESSORY CATALOG

2006

TOW RAX

Tough • Durable • Functional.

PHOENIX

2007
PRODUCT CATALOG

TOW RAX

Tough • Durable • Functional.

INTRODUCING
Dodge Dually
UniLiner

TOW RAX

TOW RAX

Tough • Durable • Functional.

Phoenix USA, Inc.

WHEEL ACCESSORIES
TRUCK ACCESSORIES
WHEEL SIMULATORS

TOW RAX

Tough • Durable • Functional.

Phoenix USA, Inc.



Contents

WHEEL SIMULATORS

Wheel Information.....4-5
Terms & Definitions
Finding Wheel Information

Mounting Style Descriptions ... 6

DOTLiner®
CustomLiner®
ValueLiner®
QuickLiner®
QuickCover®

Application Guide8-18

WHEEL ACCESSORIES

Air Inflation..... 7

Wheel Trim19-21
QuickTrim®
HubCovers,
Lugnut Covers
Trim Rings

Alcoa Wheel Products 41

STORAGE PRODUCTS

Tool boxes22-27
Steel Toolboxes
Stainless Steel Toolboxes
Mesh Baskets
Phoenix USA Slider Series Box®
Tool Box Insert
3 Drawer Toolboxes

Accessories28-30
Top Mount Trays/
Mounting Brackets
Adjustable Toolbox Shelf
Interior LED Light
Rotation Kit
Replacement Parts
Traffic Batons/Safety Kit

ACCESSORIES

Grab Rails
Fenders..... 31

Air Compressor
Hose Reels
Impact Wrench

Tow lights 32

Body Flares
Hand Holds
Folding Steps

Body Flares 33

Junction Boxes
Tire Storage Rack

JumpMax 34

Handles
Worklights 35

Lighthbars

Phoenix USA Lighthbars36-39
Whelen lighthbars 39
Switch Panels39-40

Thank You For Choosing Phoenix USA, Inc.

Since 1985, Phoenix USA, Inc. has been providing dependable quality service to our customers and partners. We are located in middle Tennessee in the city of Cookeville, and our facility holds more than 145,000 square feet.

Our broad range of production capabilities offers a unique solution to your company's needs. The added value of issuing one purchase order to one vendor offers our partners an advantage in increased productivity, decreased inventory costs, and an ability to concentrate on your core competencies.

Phoenix USA, Inc. is an ISO9001 registered company that continuously strives to meet the highest industry standards.

Phoenix USA, Inc. also offers an additional product line... The low-Rox® line of storage solutions for your garage, shop & trailer needs. If you would like an additional catalog, feel free to call our customer service representatives at 931.526.6128, send a request via email to our helpful customer service staff at cs@phoenixusa.com or visit us online and view our full line of products.

Visit

www.phoenixusa.com
or www.towrax.com
for more information.

Things to see on PhoenixUSA.com:

- Our full catalog
- Retail pricing
- Simulator cross-reference
- Installation instructions
- Credit application
- Vehicle pictures
- FAQs
- Tradeshow Schedule



Scan to visit our website

GLOSSARY OF TERMS & DEFINITIONS

Wheel Simulator/Liner A cover for a wheel (normally a steel wheel) that gives the appearance of a chrome or polished aluminum wheel. Usually wheel simulators are made from stainless steel.

DOT-Liner® A Simulator that mechanically attaches to the wheel, but does not require the removal of the lug nuts for installation.

UNI-Liner® A Simulator that mechanically attaches to the wheel does require the removal of the lug nuts for a universal fit to wheel.

Quick-Liner® A Simulator that attaches to the wheel using a friction fit and/or clips does not require the removal of the lug nuts or any tools for installation.

Jam nut A hex head nut used to mechanically attach a DOTLiner.

Jam nut cover A stainless steel cover that fits over the top of a jam nut for cosmetic purposes.

Stud extender A tube that is threaded on the inside and outside used to "extend" the OEM stud length to be able to attach the DOTLiner® wheel simulator.

Hub cover A cover for only the center hub.

Pop-in/Baby Moon Usually associated with hub covers for the front aluminum wheel.

Smooth A hub cover that is a one piece, with no logo indentation

Emblem A hub cover that is a one piece, with logo indentation

Open A hub cover that is a one piece, with an open center area

Hand hole (HH) or wheel liner Round - The openings on a wheel



Oval -



Bolt Circle (BC) The measurement between the stud center to the opposite side stud circle center.

Stud hole The opening that the stud will protrude thru the wheel.

Stud A threaded bolt used to thread a Lug nut.

Lug nut A nut used to thread on a stud for attaching the wheel to the axle.

Stud piloted The wheel is "centered" or located into the proper location by the lug nuts. The lug nuts are usually tapered on one end and flat on the opposite end. Sometimes referred to as a Ball Seat Wheel.

Hub piloted The wheel is "centered" or located into the proper location by the hub of the vehicle. The lug nuts on this type of application are usually black with a flat "swivel" washer on the bottom end.

Tandem/Dual Wheel Two wheels are attached to the hub of the vehicle.

Single wheel A single (one) wheel is attached to the hub of the vehicle.

Duplex Wheel/Rotation Wheel/ Super-Single Wheel 22.5" wide base wheels that are over 9" wide and have a recessed center.

Tandem axle A pair of axles spaced close together.

"Clocking" a wheel/liner The process of rotating a wheel or wheel liner in order to line up hand holes, valve stem, and to ensure proper fit, etc.



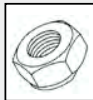


Information you might need to determine the right simulator

1. Find the wheel # at the location shown on Figure 1 to the right. Wheel #'s are usually used for larger size wheels.
2. Find the wheel diameter at the location shown on Figure 1 to the right.
3. Count the number of lugnuts.
4. Note the shape of the lugnuts:



HUB PILOTTED



STUD PILOTTED

5. Note the type of wheel:



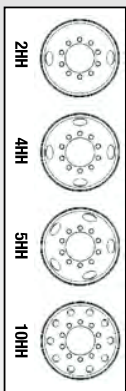
DUAL WHEEL



DUPLEX WHEEL

6. If you have dual wheels, count the number of hand holes on your wheel.

HAND HOLES

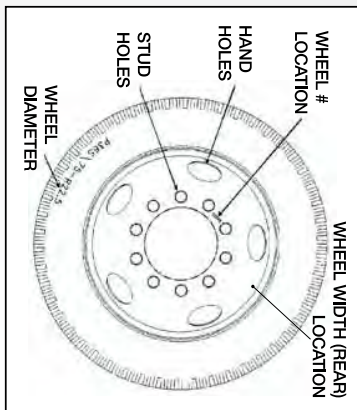


7. Note the hex size of the lug nuts.

- Hub Pilot
- 30mm (1 3/16")
 - 32mm (1 1/4")
 - 33mm (1 5/16")
 - 38mm (1 1/2")
- Stud Pilot
- 1.5"
 - 1.75"
 - 41mm (1 5/8")



Figure 1



8. Some mounting styles require at least 3 threads of the stud protruding through the top of the lug nut for stud extenders.



D.O.T.Liner®

- Bolts on without removing the wheel lugnuts in 15 minutes.
- Does not violate chassis manufacturer's warranty.
- Mirror polished stainless steel for lasting beauty and durability.
- Pop-out centers for 4WD hubs.
- Protective rolled edge for strength and handling safety.
- Secure bolt-on installation.



QuickLiner®

- Secure snap-on, do-it-yourself mounting provides quick and easy installation with no lugnut removal required.
- Mirror polished stainless steel for lasting beauty and durability.
- Protective rolled edge for strength and handling safety.





QuickCover®

- Universal no lug removal ring mount simulator
- Rear valve extension included for easy air inflation and pressure checks.
- Under-the-Lug mounting provides stylish look and excellent fit.
- Made from highly polished, durable stainless steel
- Offers easy access to Sterno® oil seals.



CustomLiner®

- Under-The-Lug mounting provides stylish look and excellent fit.
- Protective rolled edge for strength and handling safety.
- Mirror polished stainless steel for lasting beauty and durability.



Uniliner®

- Universal mounting fits most dual wheel trucks.
- Under-the-Lug mounting provides stylish look and excellent fit.
- Mirror polished stainless steel for lasting beauty and durability.
- Pop-out centers for 4WD hubs.
- Protective rolled edge for strength and handling safety.
- Secure bolt-on installation.

AirMax®

Four Hose Valve Stem Extensions With Heavy Duty Brackets

- Rugged braided stainless steel
- Two pairs of extensions with brackets

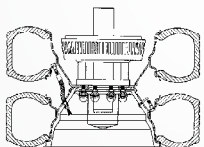


- Quick and easy installation
- Makes checking and filling air easier



AirPlus®

Two Hose Inner Dual Valve Stem Extension & Stabilizer Kits



- Rugged braided stainless steel
- One pair of extensions with stabilizers
- Quick and easy installation
- Makes checking and filling air easier
- Ideal for any brand of wheel simulators
- Live stem hoses



Install as shown to make filling and checking the pressure quick and easy. Wire stabilizers prevent movement. Ideal for any brand wheel simulators.

- AP4** Kit fits all light duty wheels with oval hand holes
- AP5** Kit fits '92-'07 Ford E-350 and E-450 dual wheel w/round hand holes
- AP6** Kit fits '99-C Ford F-450 and F-550

Outer Dual Valve Stem Extensions

- AP3** Pair of outer valve stem extensions made of tough stainless steel for durability.

Quick and easy installation.



*NOTE: Use AMH1 with import D.O.T. applications.

- AMG1** Four hose kit with brackets for '03-C Chevy/GMC C4500 - C6500 with 19.5" 8 lug wheel.

- AML2** Four hose kit with brackets for part #s NF19, NF22, NF23, NF25, NG510, NG961, NG17, NG18, NDT1907.

- AMH1** Four hose kit with brackets for most dual wheels with lugnut hex of 1-3/16" and larger. Fits part #s N252, N552, NH252, NH552, NH8495, NH5092, N6664, N6670, N6681





Wheel Simulator Application Guide

Bering Truck

Year	Description	DOTLiner®	QuickCover®	Custom Line®	Uni-Liner®	AirPlus®	AirMax®
99-00	19.5" X 6.75" 6 Lug		N6650				AMH1*

Footnote: AirMax only fits DOTLiner



Year	MODEL/Description	DOTLiner®	QuickCover®	Custom Line®	Uni-Liner®	AirPlus®	AirMax®
01-10	C/K2500/C/K3500 2WD/4WD 16" 8 lug single wheel	NSG03					
88-90	C/K2500 & C/K3500 2WD/4WD 16" 8 lug single wheel		GOSST60	QC160A*			
73-87	C20/C30 2WD 16" 8 lug single wheel		GOSST60	QC160A*			
73-87	K20/K30 4WD 16" 8 lug single wheel		GOSST60				
92-96	C/K2500 2WD/4WD Suburban 16" 8 lug single wheel		GOSST60	QC160A*			
73-91	C25 2WD Suburban 16" 8 single wheel		GOSST60	QC160A*			
73-91	K25 4WD Suburban 16" 8 lug single wheel		GOSST60				
11-C	C/K 3500 HD 17" 8 lug dual wheel	NG18					AML12*
07-10	C/K 3500 HD 17" 8 lug dual wheel	NG17					AML12*
01-06	C/K 3500 2WD/4WD 16" 8 lug dual wheel	GDDG01		SLG116			AML11*
90-00	C/K 3500 2WD/4WD 16" 8 lug dual wheel	GDDG92	GO64	QC160A*	SLU168	AP3/AP4	AML11*
88-89	C/K 3500 2WD/4WD 16" 8 lug dual wheel		GO64	QC160A*	SLU168	AP3/AP4	
73-91	C30 & C35 2WD 16" 8 lug dual wheel		GO64	QC160A*	SLU168	AP3/AP4	
73-91	K30 & K35 4WD 16" 8 lug dual wheel		GO64	QC160A*	SLU168	AP3/AP4	
73-87	C30 2WD 16.5" 8 lug dual wheel				SLU168	AP3/AP4	
90-03	3500HD 19.5" 5 Lug Front/10 Lug Rear		NG961	QC1019		AP3/AP4	AML2*
03-10	C4500 19.5" x 6.00" 8 lug wheel # 29717	NH4860		QC1019		AP3/AP4	AMG1*

WHEEL SIMULATOR APPLICATION GUIDE

NG17



Chevrolet/GMC (cont.)

Year	MODEL/Description	DOTLiner®	QuickCover®	Custom Line®	Uni-Liner®	AirPlus®	AirMax®
90-10	C4500/C5500/C6500 19.5" x 6.75" 8 lug Ko-dial/Topkick	NH8494		QC1019		AP3/AP4	AMG1*
03-C	G2500/G3500 16" 8 lug single wheel van	NSG03		QC160A*			
85-92	G20/G30 & G2500/G3500 16" 8 lug single wheel van		GOSST60	QC160A*			
03-C	G3500/G4500 16" 8 lug dual wheel van	GDDG01		SLG116		AP3/AP4	AML11*
96-92	G3500 16" 8 lug dual wheel van	GDDG92	GO64	QC160A*	SLU168	AP3/AP4	AML11*
71-95	G30/P30 16" 8 lug dual wheel van		GO64	QC160A*	SLU168	AP3/AP4	AML11*
75-03	P30 Van/motorhome 19.5" 5 Lug Front - 10 Lug Rear	NG961		QC1019		AP3/AP4	AML11*
75-03	P30 Van 19.5" 8 Lug			QC1019			
85-C	16" 6 lug dual wheel 1 Piece Wheels Import (Japanese) Cabover	N6664			SL1627		AMH1*
85-C	16" 6 lug dual wheel 2 Piece Wheels Import (Japanese) Cabover	N6670					AMH1*
84-C	17" 6 Lug dual Import (Japanese) Cabover	N6670					AMH1*
99-C	19.5" 6 Lug - Diesel/Topy wheel Import (Japanese) Cabover	N6681		QC1019			AMH1*
99-C	19.5" 6 Lug - Gas/Ac-curde wheel Import (Japanese) Cabover	N6640		QC1019			AMH1*

Footnote *: Will not fit BUDD brand wheels
Footnote *: AirMax® only fits DOTLiner® and SLU1627






Phoenix™ USA, Inc. Phone 931.526.6128 • Fax 931.526.1795



RAM



Dodge/RAM

Year	MODEL	DOTLiner®	QuickLiner®	QuickCover®	Custom Liner®	Uni-Liner®	AirPlus®	AirMax®
94-02	2500 2WD/4WD 16" 8 lug single wheel		GOST60	QC160A*				
85-93	3500 2WD 16" 8 lug single wheel		GOST60	QC160A*				
85-93	350 4WD 16" 8 lug single wheel		GOST60					
85-C	2500/3500 16" 8 lug single wheel van		GOST60	QC160A*				
03-C	3500 17" 8 lug dual wheel				SLD1703		AP3/AP4	AML1*
99-02	3500 2WD/4WD 16" 8 lug dual wheel	ND20	GO64	QC160A*		SLU168	AP3/AP4	AML1*
94-98	3500 2WD/4WD 16" 8 lug dual wheel	GD816	GO64	QC160A*		SLU168	AP3/AP4	AML1*
70-93	3500 2WD 16" 8 lug dual wheel	ND64	GO64	QC160A*		SLU168	AP3/AP4	AML1*
70-93	3500 4WD 16" 8 lug dual wheel		GO64				AP3/AP4	
67-90	3500 2WD 16.5" 8 lug dual wheel	ND64			SLU168		AP3/AP4	AML1*
08-C	4500/5500 19.5" 10 Lug 2WD/4WD Truck	ND1907					AP3/AP4	AML2*
08-10	Steering Bullet Truck 19.5" 10 Lug	ND1907					AP3/AP4	AML2*
03-06	Sprinter 15" 6 lug dual wheel	NFS156						AML1*
06-C	Sprinter 16" 6 lug dual wheel	QST16						

Footnote *: Will not fit BUDD brand wheels
Footnote: AirMax® only fits DOTLiner®

ND1907



GQ64

Ford

Year	MODEL	DOTLiner®	QuickLiner®	QuickCover®	Uni-Liner®	AirPlus®	AirMax®
92-C	E350/E350 16" 8 lug single wheel van 2WD	NSF921		QC160A*			
85-91	E350/E350 16" 8 lug single wheel van 2WD			QC160A*			
08-C	E350/E450 16" 8 lug dual wheel van - 4 Oval Hand Hole	NF12	GO64	QC160A*	SLU168	AP3/AP4	AML1*
92-07	E350/E450 16" 8 lug dual wheel van - 8 Round Hand Hole	NF98	GO62	QC160A*		AP3/AP4	AML1*
85-91	E350 16" 8 lug dual wheel van	GD816	GO64	QC160A*	SLU168	AP3/AP4	AML1*
2003	E350 19.5" 8 lug van	NF22		QC1019		AP3/AP4	AML2*
2002	E350 19.5" 8 lug van	NF19		QC1019		AP3/AP4	AML2*
05-10	F350/F350 2WD/4WD 17" 8 lug single wheel	NSF517					
03-04	F250/F350 2WD/4WD 16" 8 lug single wheel	GDST03	GOST60	QC160A*			
99-02	F250/F350 2WD/4WD 16" 8 lug single wheel	GDST99	GOST60	QC160A*			
92-98	F250/F350 2WD 16" 8 lug single wheel	NSF921		QC160A*			
92-98	F250/F350 4WD 16" 8 lug single wheel	NSF941					
05-C	F350 2WD/4WD 17" 8 lug dual wheel	NF23					AML2*
03-04	F350 2WD/4WD 16" 8 lug dual wheel	GDFT16	GO64	QC160A*		AP3/AP4	AML1*
99-02	F350 2WD/4WD 16" 8 lug dual wheel	GDFT17	GO64	QC160A*		AP3/AP4	AML1*
85-98	F350 2WD 16" 8 lug dual wheel	GD816	GO64	QC160A*	SLU168	AP3/AP4	AML1*
85-98	F350 4WD 16" 8 lug dual wheel	GD816	GO64			AP3/AP4	AML1*
69-94	F350 2WD 16" 8 lug dual wheel		GO64	QC160A*	SLU168	AP3/AP4	
73-90	F350 16.5" 8 lug dual wheel 2WD				SLU168	AP3/AP4	
88-98	F-Super Duty 2WD 16" 10 lug dual wheel	NF10		QC160A*		AP3/AP4	AML1*
05-C	F450/F550 2WD/4WD 19.5" 10 lug	NF25		QC1019		AP3/AP6	AML2*
03-04	F450/F550 2WD/4WD 19.5" 8 lug	NF22		QC1019		AP3/AP6	AML2*
99-02	F450/F550 2WD/4WD 19.5" 8 lug	NF19		QC1019		AP3/AP6	AML2*
99-C	F53 Motorhome chassis 19.5" 8 & 10 lug			QC1019			
04-C	F650 19.5" 10 Lug Wheel # 29195 Air brake	NH5092		QC1019		AP3/AP6	AMH1*
04-C	F650 19.5" 8 lug - Wheel # 28680 & 50180 Hydraulic brake	NH8495		QC1019		AP3/AP6	AMH1*
99-03	F650 19.5" 8 lug Wheel # 28680	NH8494		QC1019		AP3/AP6	AMH1*
90-98	F600/F700 19.5" 8 Lug Wheel # 28680	NH8494		QC1019		AP3/AP6	AMH1*
06-09	LCF Cabover 19.5" 10 lug	NF25		QC1019		AP3/AP6	AML2*

Footnote *: Will not fit BUDD brand wheels
Footnote: AirMax® only fits DOTLiner®

WHEEL SIMULATOR APPLICATION GUIDE



Phoenix™ USA, Inc. Phone 931.526.6128 • Fax 931.526.1795





Year	MODEL	DOTLiner®	QuickCover®	AirPlus®	AirMax®
96-C	FL50/FL60/M2 19.5" 8 Lug w/33mm hex lug nuts wheel # 28680	NH8496	QC1019		AMH1+
92-96	FL50/FL60 19.5" 8 Lug w/30mm hex lug nuts wheel # 28680	NH8494	QC1019	AP3/AP4	AMH1+
94-C	FL60/FL70 19.5" 10 Lug Wheel # 29195	NH5092	QC1019	AP3/AP4	AMH1+
02-C	Motorhome & M2 19.5" 6 Lug 2 Hand Hole		QC1019	AP3/AP4	AMH1+
03-06	Sprinter 15" 6 lug dual wheel	NFS156			AML1+
06-C	Sprinter 16" 6 lug dual wheel	QS16			

Footnote: AirMax® only fits DOTLiner®



Year	MODEL/Description	DOTLiner®	QuickCover®	AirPlus®	AirMax®
90-10	16" 6 lug dual wheel 1 Piece Wheel Cabover	N6664			AMH1+
90-10	16" 6 lug dual wheel 2 Piece Wheel Cabover	N6670			AMH1+
90-03	17.5" 6 lug dual wheel Cabover	N6670			AMH1+
04-10	16.5/18.5 19.5" 8 Lug	NF19	QC1019	AP3/AP6	AML2+
04-C	258 19.5" 8 Lug - Wheel # 28680 Hydraulic brake	NH8495	QC1019	AP3/AP4	AMH1+
04-C	258A 19.5" 10 Lug - Wheel # 29195 Air Brake	NH5092	QC1019	AP3/AP4	AMH1+
90-03	19.5" 6 Lug Cabover	N6681	QC1019		AMH1+

Footnote: AirMax® only fits DOTLiner®

International/Navistar

Year	MODEL	DOTLiner®	QuickCover®	AirPlus®	AirMax®
90-C	4300/4600/4700 19.5" 8 Lug Wheel # 28680	NH8495	QC1019	AP3/AP4	AMH1+
92-C	4300/4600/4700 19.5" 10 Lug Wheel # 29195	NH5092	QC1019	AP3/AP4	AMH1+
80-97	4600/4700 19.5" 6 Lug		QC1019		
06-09	CF500/CF600 Cabover 19.5" 10 Lug	NF25	QC1019		AML2+
11-C	TerraStar 19.5" 10 Lug	NF25	QC1019		AML2+

Footnote: AirMax® only fits DOTLiner®



Isuzu

Year	MODEL/Description	DOTLiner®	QuickCover®	Custom Liner®	AirMax®
85-C	16" 6 Lug dual wheel 1 Piece Wheel Cabover	N6664		SL1627	AMH1+
85-C	16" 6 Lug dual wheel 2 Piece Wheel Cabover	N6670			AMH1+
84-C	17.5" 6 Lug dual wheel Cabover	N6670			AMH1+
99-C	19.5" 6 Lug Diesel/ Topy wheel Cabover	N6681	QC1019		AMH1+
99-C	19.5" 6 Lug Gas/ Accuride wheel Cabover	N6640	QC1019		AMH1+

Footnote: AirMax® only fits DOTLiner® and SL1627



Mitsubishi

Year	MODEL/Description	DOTLiner®	QuickCover®	Custom Liner®	AirMax®
11-C	16" 6 Lug dual wheel Cabover	N6559			AMH1+
90-C	16" 5 Lug dual wheel Cabover	N6558			AMH1+
90-10	16" 6 Lug dual wheel Cabover	N6664		SL1627	AMH1+
94-C	17.5" 6 Lug dual wheel Cabover	N6670			AMH1+
ALL	22.5" 8 or 10 Lug dual wheel		QC1030		

Footnote: AirMax® only fits DOTLiner® and SL1627



UD/Missan

Year	MODEL	DOTLiner®	QuickCover®	Custom Liner®	AirMax®
94-C	16" 6 Lug dual wheel 1 Piece Wheel Cabover	N6664		SL1627	AMH1+
90-C	16" 6 Lug dual wheel 2 Piece Wheel Cabover	N6670			AMH1+
84-C	17.5" 6 Lug dual wheel Cabover	N6670			AMH1+
ALL	22.5" 8 or 10 Lug dual wheel		QC1030		

Footnote: AirMax® only fits DOTLiner®





Phoenix™ USA, Inc. Phone 931.526.6128 • Fax 931.526.1795

NST06



WHEEL SIMULATOR APPLICATION GUIDE

22.5" Wheels (cont.)

Trailer	MODEL	DOTLine®	QuickLine®	QuickCover®	AirPlus®	AirMax®
	15" 5 Lug or 6 Lug single wheel	NST15	GOST150			
	16" X 6" single wheel w/ 1/2" & 9/16" studs	NST06	GOST60	QC160A*		
	16.5" X 6.75" single wheel w/ 1/2" & 9/16" studs	NST06				
	16" 8 Lug dual wheel w/ 5/8" Studs	NDT165	GOT60*	QC160A*	AP3/AP4	AML1*
	16.5" 8 Lug dual wheel w/ 5/8" Studs	NDT165			AP3/AP4	AML1*
	17.5" X 6.75" single wheel w/ 5/8" studs	GDS175		QC175R		
	17.5" X 6.00" single wheel w/ 5/8" studs			QC175R		
	Armstrong wheels			QC175R		
	17.5" X 8.25" single wheel w/ 5/8" studs			QC175R		
	17.5" 6 Lug dual wheel 2 Hand Hole			QC175R	AP3/AP4	AMH1*
	17.5" 8 Lug dual wheel 4 Hand Hole			QC175R		
	17.5" 10 Lug dual wheel 2 Hand Hole			QC175R		

22.5" Wheels

Wheel #	Description	DOTLine®	QuickCover®	AirPlus®	AirMax®
27403N	22.5" X 7.50" 10 Lug Stud Pilot 2 Hand Hole Front Axle	N252F	QC1025F		
	** Rear Axle	N252R	QC1030R	AP3/AP4	AMH1*
	** Full Set	N252	QC1030	AP3/AP4	AMH1*
27404N	22.5" X 8.25" 10 Lug Stud Pilot 2 Hand Hole Front Axle	N252F	QC1025F		
	** Rear Axle	N252R	QC1030R	AP3/AP4	AMH1*
	** Full Set	N252	QC1030	AP3/AP4	AMH1*
27685N	22.5" X 7.50" 10 Lug Stud Pilot 5 Hand Hole Front Axle	N552F	QC1025F		
	** Rear Axle	N552R	QC1030R	AP3/AP4	AMH1*
	** Full Set	N552	QC1030	AP3/AP4	AMH1*
27686NZ	22.5" X 8.25" 10 Lug Stud Pilot 5 Hand Hole Front Axle	N552F	QC1025F		
	** Rear Axle	N552R	QC1030R	AP3/AP4	AMH1*
	** Full Set	N552	QC1030	AP3/AP4	AMH1*
27833N	22.5" X 8.25" 10 Lug Stud Pilot 5 Hand Hole Front Axle	N552F	QC1025F		
	** Rear Axle	N552R	QC1030R	AP3/AP4	AMH1*
	** Full Set	N552	QC1030	AP3/AP4	AMH1*
27834N	22.5" X 8.25" 10 Lug 5 Hand Hole Front Axle Set	NH552F	QC1025F		
	** Rear Axle	NH552R	QC1030R	AP3/AP4	AMH1*
	** Full Set	NH552	QC1030	AP3/AP4	AMH1*
27835N	22.5" X 8.25" 10 Lug 2 Hand Hole Front Axle Set	NH252F	QC1025F		
	** Rear Axle	NH252R	QC1030R	AP3/AP4	AMH1*
	** Full Set	NH252	QC1030	AP3/AP4	AMH1*

Wheel #	Description	DOTLine®	QuickCover®	AirPlus®	AirMax®
28118	22.5" X 12.25" 10 Lug No Hand Hole 11.25" BC	QC1025F			
28120	22.5" X 12.25" 10 Lug No Hand Hole 11.25" BC	QC1025F			
28126	22.5" X 12.25" 10 Lug No Hand Hole 11.25" BC	QC1025F			
28128	22.5" X 13.00" 10 Lug No Hand Hole 11.25" BC	QC1025F			
28132	22.5" X 12.25" 10 Lug No Hand Hole 11.25" BC	QC1025F			
28157	22.5" X 6.75" 6 Lug Stud Pilot 6 Hand Hole	QC1030	QC1030	AP3/AP4	AMH1*
28160	22.5" X 6.75" 10 Lug Stud Pilot 5 Hand Hole Front Axle	QC1025F			
	** Rear Axle	QC1030R			
	** Full Set	QC1030			
28165	22.5" X 12.25" 10 Lug No Hand Hole 11.25" BC	QC1025F			
28169	22.5" X 13.00" 10 Lug No Hand Hole 11.25" BC	QC1025F			
28192	22.5" X 9.00" 10 Lug No Hand Hole 11.25" BC	QC1025F			
28408	22.5" X 8.25" 10 Lug 2 Hand Hole Front Axle Set	NH252F	QC1025F		
	** Rear Axle	NH252R	QC1030R	AP3/AP4	AMH1*
	** Full Set	NH252	QC1030	AP3/AP4	AMH1*
28415N	22.5" X 7.50" 8 Lug 4 Hand Hole Front Axle Set	QC1025F			
	** Rear Axle	QC1030R			
	** Full Set	QC1030			
28476	22.5" X 8.25" 10 Lug Stud Pilot 5 Hand Hole Front Axle	N552F	QC1025F		
	** Rear Axle	N552R	QC1030R	AP3/AP4	AMH1*
	** Full Set	N552	QC1030	AP3/AP4	AMH1*
28484	22.5" X 8.25" 8 Lug 4 Hand Hole Front Axle Set	QC1025F			
	** Rear Axle	QC1030R			
	** Full Set	QC1030			
28487	22.5" X 8.25" 10 Lug 5 Hand Hole Front Axle Set	NH552F	QC1025F		
	** Rear Axle	NH552R	QC1030R	AP3/AP4	AMH1*
	** Full Set	NH552	QC1030	AP3/AP4	AMH1*
28510	22.5" X 9.00" 10 Lug Stud Pilot 2 Hand Hole Front Axle	N252F	QC1025F		
	** Rear Axle	N252R	QC1030R	AP3/AP4	AMH1*
	** Full Set	N252	QC1030	AP3/AP4	AMH1*
28542	22.5" X 9.00" 10 Lug 2 Hand Hole Front Axle Set	NH252F	QC1025F		
	** Rear Axle	NH252R	QC1030R	AP3/AP4	AMH1*
	** Full Set	NH252	QC1030	AP3/AP4	AMH1*
28549	22.5" X 8.25" 10 Lug Stud Pilot 2 Hand Hole Front Axle	N252F	QC1025F		
	** Rear Axle	N252R	QC1030R	AP3/AP4	AMH1*
	** Full Set	N252	QC1030	AP3/AP4	AMH1*
28624	22.5" X 12.25" 10 Lug 2 Hand Hole 285.75MM BC	QC1025F			

Footnote *: Will not fit BUDD brand wheels
Footnote **: AirMax® only fits DOTLine®





22.5" Wheels (cont.)

Wheel #	Description	DOTLine®	QuickCover®	AirPlus®	AirMax®
28624N	22.5" X 7.50" 10 Lug 2 Hand Hole Front Axle Set	NH252F	QC1025F	AP3/AP4	AMH1+
	** Rear Axle	NH252R	QC1030R	AP3/AP4	AMH1+
	** Full Set	NH252	QC1030	AP3/AP4	AMH1+
28664	22.5" X 13.00" 10 Lug No Hand Hole 11.25" BC		QC1025F		
28803	22.5" X 12.25" 10 Lug no Hand Hole 285.75MM BC		QC1025F		
28828	22.5" X 8.25" 10 Lug 2 Hand Hole Front Axle Set	NH252F	QC1025F		
	** Rear Axle	NH252R	QC1030R	AP3/AP4	AMH1+
	** Full Set	NH252	QC1030	AP3/AP4	AMH1+
28842	22.5" X 9.00" 10 Lug 5 Hand Hole Front Axle Set	N252F	QC1025F		
	** Rear Axle	NH5259R	QC1030R		AMH1+
	** Full Set	NH5259	QC1030		AMH1+
28869	22.5" X 6.75" 8 Lug 4 Hand Hole Front Axle Set		QC1025F		
	** Rear Axle		QC1030R		
	** Full Set		QC1030		
28889	22.5" X 12.25" 10 Lug No Hand Hole 11.25" BC		QC1025F		
29001	22.5" X 7.50" 10 Lug 5 Hand Hole Front Axle Set	NH552F	QC1025F		
	** Rear Axle	NH552R	QC1030R	AP3/AP4	AMH1+
	** Full Set	NH552	QC1030	AP3/AP4	AMH1+
29028	22.5" X 7.50" 8 Lug 4 Hand Hole Front Axle Set		QC1025F		
	** Rear Axle		QC1030R		
	** Full Set		QC1030		
29039	22.5" X 9.00" 10 Lug 5 Hand Hole 285.75MM BC		QC1025F		
29054	22.5" X 12.25" 10 Lug no Hand Hole 285.75MM BC		QC1025F		
29056	22.5" X 12.25" 10 Lug no Hand Hole 285.75MM BC		QC1025F		
29057	22.5" X 13.00" 10 Lug no Hand Hole 285.75MM BC		QC1025F		
29058	22.5" X 13.00" 10 Lug 5 Hand Hole 285.75MM BC		QC1025F		
29146	22.5" X 13.00" 10 Lug 5 Hand Hole 285.75MM BC		QC1025F		
29147	22.5" X 12.25" 10 Lug 5 Hand Hole 285.75MM BC		QC1025F		
29174	22.5" X 13.00" 10 Lug 5 Hand Hole 285.75MM BC		QC1025F		
29183	22.5" X 12.25" 10 Lug 2 Hand Hole 11.25" BC		QC1025F		
29218	22.5" X 12.25" 10 Lug 2 Hand Hole 11.25" BC		QC1025F		
29220	22.5" X 12.25" 10 Lug 2 Hand Hole 11.25" BC		QC1025F		
29221	22.5" X 12.25" 10 Lug 2 Hand Hole 11.25" BC		QC1025F		
29300	22.5" X 9.00" 10 Lug 5 Hand Hole Front Axle Set	NH552F	QC1025F		
	** Rear Axle	NH5259R	QC1030R		AMH1+
	** Full Set	NH5259	QC1030		AMH1+
29301	22.5" X 13.00" 10 Lug 2 Hand Hole 11.25" BC		QC1025F		

22.5" Wheels (cont.)

Wheel #	Description	DOTLine®	QuickCover®	AirPlus®	AirMax®
29303	22.5" X 13.00" 10 Lug 5 Hand Hole 285.75MM BC		QC1025F		
50408	22.5" X 8.25" 10 Lug 2 Hand Hole Front Axle Set	NH252F	QC1025F		
	** Rear Axle	NH259R	QC1030R		AMH1+
	** Full Set	NH259	QC1030		AMH1+
50487	22.5" X 8.25" 10 Lug 5 Hand Hole Front Axle Set		QC1025F		
	** Rear Axle	NH5259R	QC1030R		AMH1+
	** Full Set	NH5259	QC1030		AMH1+
87893E	22.5" X 7.50" 10 Lug 2 Hand Hole Front Axle Set	N252F	QC1025F		
	** Rear Axle	N252R	QC1030R	AP3/AP4	AMH1+
	** Full Set	N252	QC1030	AP3/AP4	AMH1+
87904E	22.5" X 8.25" 10 Lug 5 Hand Hole Front Axle Set		QC1025F		
	** Rear Axle	N552R	QC1030R	AP3/AP4	AMH1+
	** Full Set	N552	QC1030	AP3/AP4	AMH1+
87905E	22.5" X 8.25" 10 Lug 2 Hand Hole Front Axle Set	N252F	QC1025F		
	** Rear Axle	N252R	QC1030R	AP3/AP4	AMH1+
	** Full Set	N252	QC1030	AP3/AP4	AMH1+
87934E	22.5" X 8.25" 10 Lug 5 Hand Hole Front Axle Set		QC1025F		
	** Rear Axle	N552R	QC1030R	AP3/AP4	AMH1+
	** Full Set	N552	QC1030	AP3/AP4	AMH1+
88884E	22.5" X 8.25" 8 Lug 4 Hand Hole Front Axle Set		QC1025F		
	** Rear Axle		QC1030R		
	** Full Set		QC1030		
89920E	22.5" X 8.25" 8 Lug 4 Hand Hole Front Axle Set		QC1025F		
	** Rear Axle		QC1030R		
	** Full Set		QC1030		
89921E	22.5" X 8.25" 10 Lug 2 Hand Hole Front Axle Set	N252F	QC1025F		
	** Rear Axle	N252R	QC1030R	AP3/AP4	AMH1+
	** Full Set	N252	QC1030	AP3/AP4	AMH1+
90541E	22.5" X 8.25" 10 Lug 2 Hand Hole Front Axle Set		QC1025F		
	** Rear Axle	NH252R	QC1030R	AP3/AP4	AMH1+
	** Full Set	NH252	QC1030	AP3/AP4	AMH1+
90614E	22.5" X 7.50" 8 Lug 4 Hand Hole Front Axle Set		QC1025F		
	** Rear Axle		QC1030R		
	** Full Set		QC1030		
90631E	22.5" X 7.50" 10 Lug 2 Hand Hole Front Axle Set	NH252F	QC1025F		
	** Rear Axle	NH252R	QC1030R	AP3/AP4	AMH1+
	** Full Set	NH252	QC1030	AP3/AP4	AMH1+

Footnote: Will not fit BUDD brand wheels
Footnote: AirMax® only fits DOTLine®





QuickTrim®

QuickTrim® Hubcovers For Trailers

Phoenix ABS hubcovers are manufactured from temperature-stable plastic for years of durable service. QuickTrim® hubcovers are the preferred alternative for providing the finished look on trailer hubcovers. Choose from 5-, 6- and 8-lug applications in either white, black or chrome.

CHROME ABS HUBCOVERS

- QT5455CHN** 5 lug on 4.5" bolt circle hubcover (2.75" emblem indent)
- QT5455CHS** 5 lug on 4.5" bolt circle hubcover (1 5/8" emblem indent)

- QT6555CHN** 6 lug on 5.5" bolt circle hubcover
- QT6555CH2** 6 lug on 5.5" bolt circle hubcover (7K axle)
- QT7655CHN** 8 lug on 6.5" bolt circle hubcover (8K axle)
- QT7655CHN** 8 lug on 6.5" bolt circle hubcover (8K axle) with 7/8" lugnut hex

BLACK ABS HUBCOVERS

- QT5455BHS** 5 lug on 4.5" bolt circle hubcover
- QT6555BHN** 6 lug on 5.5" bolt circle hubcover (7K axle)
- QT7655BHN** 8 lug on 6.5" bolt circle hubcover (7K axle)

WHITE ABS HUBCOVERS

- QT5455WHS** 5 lug on 4.5" bolt circle hubcover
- QT6555WHN** 6 on 5.5" bolt circle hubcover

* Logos sold separately.



6-Lug Chrome ABS Hubcover
Chrome ABS Wheel Cover

Chrome ABS Wheel Covers
ABS wheel cover installed with QuickTrim® hubcover gives the look of an aluminum wheel while maintaining the strength of the factory steel wheel.

- QT5444CL0** 14" chrome ABS, 5 lug on 4.5" bolt circle (use with QT5455CHS & QT5455CHN)
- QT5455CL0** 15" chrome ABS, 5 lug on 4.5" bolt circle (use with QT5455CHS & QT5455CHN)
- QT6555CL0** 15" chrome ABS, 6 lug on 5.5" bolt circle (use with QT6555CHN & QT6555CH2)
- QT6556CL0** 16" chrome ABS, 6 lug on 5.5" bolt circle (use with QT6555CHN & QT6555CH2)
- QT7655CL0** 16" chrome ABS, 8 lug on 6.5" bolt circle (use with QT7655CHN & QT7655CHN)




(CH2 style)



Lugnut for Aluminum Wheel QuickTrim® Applications
Custom-made lugnut designed for aluminum wheel applications. External notches provide multiple hubcover mounting points.
PQT50LWAD 1/2" trailer lugnut

Trim Rings Chrome ABS

- 1403** 14" trim rings
- 1503** 15" trim rings
- 1603** 16" trim rings



14" trim rings
15" trim rings
16" trim rings
all sets of 4

22.5" Wheels (cont.)

Wheel #	Description	DOTLiner®	QuickCover®	AirPlus®	AirMax®
100-8901	22.5" X 8.25" 10 Lug 2 Hand Hole Front Axle Set	N252F	QC1025F		
	** Rear Axle	N252R	QC1030R	AP3/AP4	AMH1+
	** Full Set	N252	QC1030	AP3/AP4	AMH1+
100-8910	22.5" X 8.25" 10 Lug 2 Hand Hole Front Axle Set	NH252F	QC1025F		
	** Rear Axle	NH252R	QC1030R	AP3/AP4	AMH1+
	** Full Set	NH252	QC1030	AP3/AP4	AMH1+
100-9207	22.5" X 8.25" 10 Lug 2 Hand Hole Front Axle Set	N252F	QC1025F		
	** Rear Axle	N252R	QC1030R	AP3/AP4	AMH1+
	** Full Set	N252	QC1030	AP3/AP4	AMH1+
R87460	22.5" X 8.25" 10 Lug 2 Hand Hole Front Axle Set	N252F	QC1025F		
	** Rear Axle	N252R	QC1030R	AP3/AP4	AMH1+
	** Full Set	N252	QC1030	AP3/AP4	AMH1+
R87540	22.5" X 7.50" 10 Lug 2 Hand Hole Front Axle Set	N252F	QC1025F		
	** Rear Axle	N252R	QC1030R	AP3/AP4	AMH1+
	** Full Set	N252	QC1030	AP3/AP4	AMH1+
R93590	22.5" X 8.25" 10 Lug 2 Hand Hole Front Axle Set	NH252F	QC1025F		
	** Rear Axle	NH252R	QC1030R	AP3/AP4	AMH1+
	** Full Set	NH252	QC1030	AP3/AP4	AMH1+
R93790	22.5" X 7.50" 10 Lug 2 Hand Hole Front Axle Set	NH252F	QC1025F		
	** Rear Axle	NH252R	QC1030R	AP3/AP4	AMH1+
	** Full Set	NH252	QC1030	AP3/AP4	AMH1+

Footnote : Will not fit BUDD brand wheels
Footnote : AirMax® only fits DOTLiner®

Retail Packaged

QuickLiner®

WS1000 retail packaged snap-on liner ready for the shell with pop out front for easy display. Fits same vehicles as GO64.





QuickTrim®

QuickTrim Hubcovers For Medium Duty Trucks

No lugnut removal is required for installation. Our Ford hubcovers offer a pop-out front for manual hubs, while our Lo-Pro hubcovers offer pop-outs in front and rear for easy hub inspection.

- Q1102** 19.5" 8-Lug Ford Super-Duty 99-04 (front) F450 - F550
- Q1103** 19.5" 8-Lug Ford Super-Duty 99-04 (rear) F450 - F550
- QH1001F** 19.5" 10-Lug Ford Super-Duty 05-C (front) F450 - F550, LCF
- QH1001R** 19.5" 10-Lug Ford Super-Duty 05-C (rear) F450 - F550, LCF
- Q820F** 19.5" 8 Lug on 275mm B.C. Lo-Pro with 30mm lugnuts (front)
- Q820R** 19.5" 8 Lug on 275mm B.C. Lo-Pro with 30mm lugnuts (rear)
- Q822F** 19.5" 8 Lug on 275mm B.C. Lo-Pro with 33mm lugnuts (front)
- Q822R** 19.5" 8 Lug on 275mm bolt circle Lo-Pro with 33mm lugnuts (rear)
- QH1200F** Heavy duty 10-Lug on 285mm bolt circle with 33mm lugnuts (front)
- QH1200R** Heavy duty 10-Lug on 285mm bolt circle with 33mm lugnuts (rear)
- QH1300AS** 10-Lug on 11.25" B.C. stud pilot with 1.5" lugnuts axle set (pair) (mount over ribbed jammuts) Trailer and truck use
- QH1400F** front 22.5" 335mm B.C. non-shanked lugnut 22.5" 335mm B.C. non-shanked lugnut
- QH1401R** rear 22.5" 335mm bolt circle



- Q178CH** chromed ABS plastic
- R2512** stainless steel baby moon

8" Wheel Covers

8" wheel covers that fits tow dolly wheels as well as many standard golf cart wheels. Easy, one piece snap on design.

- Q17544G1S** 14" 5-Lug
- Q17545G1S** 15" 5- & 6-Lug

Chrome ABS Trailer Wheel Liner

Lightweight one-piece wheel cover using ring retention mounting style.

QuickTrim®

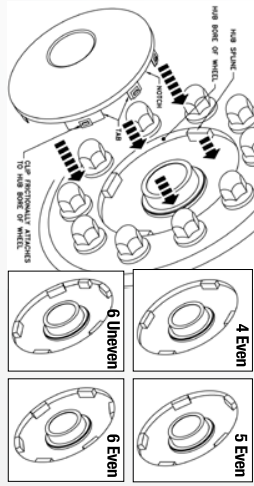
QuickTrim Polished Stainless Steel Hubcovers for Steel and Aluminum Wheels

Available in three styles for use with all brands of aluminum wheels. Choose from open, smooth or emblem styles shown here. All are made from rugged stainless steel and polished to a mirror bright finish. Installation is quick and easy and does not require lugnut removal unless noted.

- Heavy Duty Rear Hubcovers** Our patented QuickKlips make installation quick, simple and secure.
- Medium Duty Hubcovers** Medium Duty hubcovers feature exclusive bolt-on mounting bracket.



Heavy Duty Front Hubcovers



- QuickTrim® Polished Stainless Steel Lugnut Covers**
- SP27** 30mm x 2-1/16"
- SP35** 30mm x 2-9/16" (Tall)
- SP16** 32mm x 2-1/16"
- SP17** 33mm x 2-1/16"
- SP33** 33mm x 2-9/16" (Tall)
- SP06** 38mm x 2-1/16"
- SP01** 1" x 1"
- SP03** 1-1/16" x 2"
- SP07** 1-1/2" x 2"
- PC8796L1K** 99-C Ford, F250 - F550



WHEEL ACCESSORIES

- HEX-BOLT CENTER (REAR)**
- Q1009** Medium trucks with 8-lug wheels 2.88" hex bolt length • 6.25" hub diameter
- Q1010** Medium trucks with 8-lug wheels 3.5" hex bolt length • 6.25" hub diameter
- Q1020** Heavy trucks with 8-lug wheels 2.88" hex bolt length • 8.25" hub diameter
- Q2010** Medium trucks with 10-lug wheels 2.88" hex bolt length • 6.25" hub diameter
- Q2020** Heavy trucks with 10-lug wheels 2.88" hex bolt length • 8.25" hub diameter
- CLIP-MOUNT (REAR)**
- Q938** Heavy trucks with 8-lug wheels (rear)
- Q247** Heavy trucks with 10-lug wheels (3 spring clip attachment)
- Q257** Heavy trucks with 10-lug wheels with pop out (3 spring clip attachment)
- SMOOTH**
- Q1401** 4 spline front pop-in
- Q1601** 6 uneven spline front pop-in
- Q1701** 6 even spline front pop-in



- EMBLEM**
- Q1402** 4 spline front pop-in
- Q1502** 5 spline front pop-in
- Q1602** 6 uneven spline front pop-in
- Q1802** 5 spline 10 on 335mm B.C.

*Phenix USA emblems sold separately.

- OPEN**
- Q1403** 4 spline front pop-in
- Q1503** 5 spline front pop-in
- Q1703** 6 even spline front pop-in

- FRONT UNDER-THE-LUG**
- C023SS** 8 lug on 275mm B.C.
- C015ZSS** 10 lug on 335mm B.C.

- REAR UNDER-THE-LUG**
- C033SS** 8 lug on 275mm B.C.
- C015SSS** 10 lug on 335mm B.C.

NOTE: Medium trucks - 6.50" axle end or diameter.
Heavy trucks - 8.25" axle end or diameter.
3.5" - 5" hub protrusion from wheel face required.

Universal Lugnut Cover Pullers

Lugnut cover puller for 1" and larger lugnut covers. For use with any brand of lugnut covers.






Phoenix™ USA, Inc. Phone 931.526.6128 • Fax 931.526.1795

STORAGE PRODUCTS

Steel Toolbox with Stainless Steel Door



- Available sizes:
- STSD24** 24" toolbox
 - STSD30** 30" toolbox
 - STSD36** 36" toolbox
 - STSD48** 48" toolbox
 - STSD60** 60" toolbox

Steel Toolbox




- Available sizes:
- STMRD24** 24" toolbox
 - STMRD30** 30" toolbox
 - STMRD36** 36" toolbox
 - STMRD48** 48" toolbox
 - STMRD60** 60" toolbox

New Innovative Hinge

New innovative hinge design allows for mounting on top or underneath without hindering the hinge or door.

Mirror Polished Stainless Steel Door

Using the highest quality materials and technique to create a smooth mirror-like finish on durable 13 gauge stainless steel doors with no unsightly cross-breaks.



- All 13 gauge steel construction.
- High-gloss automotive powdercoat finish.
- All stainless steel hardware.
- Automotive bulb seal
- **T-Handle Latch**
- All stainless steel construction latch with lock cover.

Don't forget your Top Mount Storage Tray, which will fit all larger tool boxes. Please Note: there is a 2" overhang on the back of all 18" boxes. (pictured below)



Phoenix USA's patented rolled door increased structural integrity without using unsightly cross breaks.

Don't forget your Top Mount Storage Tray, which will fit all larger tool boxes. Please Note: there is a 2" overhang on the back of all 18" boxes. (pictured below)



Phoenix USA's patented rolled door increased structural integrity without using unsightly cross breaks.

New Innovative Hinge

New innovative hinge design allows for mounting on top or underneath without hindering the hinge or door.

Three Point Latch

New three point latch construction to promote security and increase performance now comes standard on 30", 36" and 48" steel boxes.



- All 13 gauge steel construction.
- High-gloss automotive powdercoat finish.
- All stainless steel hardware.
- Automotive bulb seal
- No cross breaks
- **T-Handle Latch**
- All stainless steel construction blind match latch with lock cover.

Available Accessories

- top mount storage tray (p. 29)
- mounting clips (p. 29)
- adjustable tool shelf (p. 29)
- mounting brackets (p. 29)
- LED lighting (p. 29)
- LED light mount accessories (p. 29)
- customized wiring harness (p. 29)

Available Accessories

- top mount storage tray (p. 29)
- mounting clips (p. 29)
- adjustable tool shelf (p. 29)
- mounting brackets (p. 29)
- LED lighting (p. 29)
- LED light mount accessories (p. 29)
- customized wiring harness (p. 29)

Part Number	Description	Outside Dimensions	Door Opening	Weight
STSD24	24" Black powder coated steel toolbox with a polished stainless steel door	24L X 18D X 18H	19L X 14H	66 lbs.
STSD30	30" Black powder coated steel toolbox with a polished stainless steel door	30L X 18D X 18H	25L X 14H	77 lbs.
STSD36	36" Black powder coated steel toolbox with a polished stainless steel door	36L X 18D X 18H	31L X 14H	88 lbs.
STSD48	48" Black powder coated steel toolbox with a polished stainless steel door	48L X 18D X 18H	43L X 14H	111 lbs.
STSD60	60" Black powder coated steel toolbox with a polished stainless steel door	60L X 18D X 18H	55L X 14H	136 lbs.

Part Number	Description	Outside Dimensions	Door Opening	Weight
STMRD24	24" Black powder coated steel toolbox	24L X 18D X 18H	19L X 14H	57 lbs.
STMRD30	30" Black powder coated steel toolbox	30L X 18D X 18H	25L X 14H	81 lbs.
STMRD36	36" Black powder coated steel toolbox	36L X 18D X 18H	31L X 14H	93 lbs.
STMRD48	48" Black powder coated steel toolbox	48L X 18D X 18H	43L X 14H	120 lbs.
STMRD60	60" Black powder coated steel toolbox	60L X 18D X 18H	55L X 14H	137 lbs.


78" TowBox



The biggest and baddest in the industry just got even better!
Part # STTB78


- Can be top mounted or underbody mounted.
- Scissor strap door hangers, which are more reliable than chains or cables.
- Mirror polished stainless steel doors.
- Doors can unhook at the scissor straps and drop 180 degrees.
- Many upgrades and options available to create the ULTIMATE customized Tow Box, such as Interior LED lighting for light at night (DLF122LC), top tray (SUTB78ST) or 3 point step (PH2994).
- Automotive bulb seal.

NEW UPGRADES!!!



- Integrated gutter door design
- T-Handle blind mount latch with dust cover
- Quick release door
- Polished stainless steel scissor straps

Part Number	Description	Outside Dimensions	Door Openings	Weight
STTB78	78" steel toolbox with two polished stainless steel doors	78L X 20D X 21H	34L X 17H	209 lbs.




Stainless Steel Toolbox with Stainless Steel Door

- SSTS24** 24" toolbox
- SSTS30** 30" toolbox
- SSTS36** 36" toolbox
- SSTS48** 48" toolbox
- SSTS60** 60" toolbox



Mirror Polished Stainless Steel Door

13 gauge construction using the highest quality materials and technique to create a smooth mirror-like finish on durable stainless steel doors with no unsightly cross-breaks.



T-Handle Latch

All stainless steel construction blind mount latch with lock cover.

Available Accessories

- Top mount storage tray (p. 29)
- mounting clips (p. 29)
- adjustable tool shelf (p. 29)
- mounting brackets (p. 29)
- LED lighting (p. 29)
- LED light mount accessories (p. 29)
- customized wiring harness (p. 29)

Don't forget your Top Mount Storage Tray, which will fit all larger tool boxes. Please Note: there is a 2" overhang on the back of all 18" boxes. (pictured below)



Phoenix USA's patented rolled door increases structural integrity without using unsightly cross breaks.



Part Number	Description	Outside Dimensions	Door Opening	Weight
SSTS24	24" Stainless steel toolbox with a polished stainless steel door	24L X 18D X 18H	19L X 14H	66 lbs.
SSTS30	30" Stainless steel toolbox with a polished stainless steel door	30L X 18D X 18H	25L X 14H	77 lbs.
SSTS36	36" Stainless steel toolbox with a polished stainless steel door	36L X 18D X 18H	31L X 14H	88 lbs.
SSTS48	48" Stainless steel toolbox with a polished stainless steel door	48L X 18D X 18H	43L X 14H	111 lbs.
SSTS60	60" Stainless steel toolbox with a polished stainless steel door	60L X 18D X 18H	55L X 14H	136 lbs.



Two Drawer Toolbox Insert

Part# **TB2DK**

fits all Phoenix USA boxes
(and most competitor boxes) 30" or longer.
*will not fit in 24" box



Part Number	Description	Outside Dimensions	Weight
TB2DK	Two Drawer Toolbox Insert	24L X 14D X 13H	47 lbs.



*48" toolbox not included

3 Drawer 24 Inch Toolbox with stainless steel door

Part# **STSD24D3**

Three Drawer 24" Toolbox
Two 3" deep drawers
One 6" deep drawer
Top mount or underbody mount
Scissor straps
Polished Stainless Steel Door

Part Number	Description	Outside Dimensions	Weight
STSD24D3	3 Drawer 24" Toolbox with stainless steel door	24L X 18D X 18H	98 lbs.



3 Drawer 24 Inch Toolbox with black powder coated steel door

Part# **STMFD24D3**

Three Drawer 24" Toolbox
Two 3" deep drawers
One 6" deep drawer
Top mount or underbody mount
Scissor straps
Available spring 2012



Part Number	Description	Outside Dimensions	Weight
STMFD24D3	3 Drawer 24" black powder-coated steel toolbox	24L X 18D X 18H	96 lbs.

Slider Box

SUSS48 48 x 20 x 21 Slider Series Toolbox

The Phoenix USA slide away door keeps truck operators at a safer distance from traffic as well as making it easier to fit heavy items like jacks and chains over conventional drop down doors. A black powdercoated box with paddle latch and mirror polished stainless steel door rounds out this cutting edge product. Now featuring an internal step for reinforcement and convenience.



Part Number	Description	Outside Dimensions
SUSS48	Slider Box	48L X 20D X 21H

SUBMP60



Full mesh version available with stainless steel drop down door option shown below (items not included).

Underbody Mesh Baskets

Medium Duty Full Mesh Basket

Manufactured due to customer demand, the sturdy construction of the Phoenix USA full mesh baskets stand up to the rigors of the road.

Part Number	Description	Outside Dimensions	Weight
SUBMP36	36" full mesh basket	36L x 18D x 18H	48 lbs.
SUBMP48	48" full mesh basket	48L x 18D x 18H	58 lbs.
SUBMP60	60" full mesh basket	60L x 18D x 18H	68 lbs.
SUBSD60	60" full mesh basket with stainless steel door	60L x 18D x 18H	103 lbs.

Heavy Duty Bottom Mesh Basket

New configuration with full sides and mesh bottom only. Powder coated, solid metal construction. Available January 2010.

Part Number	Description	Outside Dimensions
SUBMB36	36" bottom mesh basket	36L x 18D x 18H
SUBMB48	48" bottom mesh basket	48L x 18D x 18H

Dress Plate for Bottom Mesh Basket

Part Number	Description
SUBMB36DP	36" bottom mesh basket dress plate
SUBMB48DP	48" bottom mesh basket dress plate





LED Light Strips and accessories



- high output LED lights
- weather resistant
- 1 1/8" wide.

DLF062LCK	6" double LED light strip
DLF122LCK	12" double LED light strip
DLF242LCK	24" double LED light strip
DLF352LCK	35" double LED light strip
DLF472LCK	47" double LED light strip

Order a kit version of our light with two end caps included.

Center Cap/Connectors sold separately.



DLF062LCK	6" double LED light strip with two endcaps
DLF122LCK	12" double LED light strip with two endcaps
DLF242LCK	24" double LED light strip with two endcaps
DLF352LCK	35" double LED light strip with two endcaps
DLF472LCK	47" double LED light strip with two endcaps

Light Strip Center Cap
"Snap" into place. No tools required.
part #DLFCC

Light Strip End Caps
"Snap" into place. No tools required.
part #DLFEC

Stainless Steel Dress Plate

Add a stainless steel dress plate to your storage tray to give it that finished, professional look. Available in all four sizes, a dress plate is an inexpensive way to sharpen up your box.



- SUTB36DP 36" Dress Plate
- SUTB48DP 48" Dress Plate
- SUTB60DP 60" Dress Plate
- SUTB78DP 78" Dress Plate

Mounting Clips

PH2967 Easy to install and useful for just about anything you could imagine from tools to hoses, etc. Excellent when used with top mount tool box trays.



Top Mount Storage Tray



- Available in four sizes to top almost any larger toolbox.
- Drain holes to keep water out of tray.
- Space prepared for two oval stop/turn/hall lights. Optional - see LED and halogen lighting kits online
- Optional mounting clips (PH2967) allow secure storage while permitting easy access. Mounting clips not included.

SUTB36ST	36L x 20H x 4D top mount tray
SUTB48ST	48L x 20H x 4D top mount tray
SUTB60ST	60L x 20H x 4D top mount tray
SUTB78ST	78L x 20H x 4D top mount tray

Mounting Brackets

Toolbox Mounting Brackets

All HEAVY DUTY brackets are now extended to 31" for 102" bodies to facilitate more versatility in mounting



SUPER Heavy Duty L-Arm Mounting Brackets

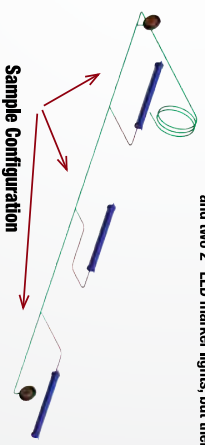
Heavy Duty Sandwich Bracket

Heavy Duty Side Mount Brackets

TBP003	1 pair of HEAVY DUTY side mounting brackets
TBP004	1 pair of HEAVY DUTY L-Arm mounting brackets
TBP006	HEAVY DUTY toolbox sandwich brackets
TBP007	SUPER HEAVY DUTY toolbox L-arm mounting brackets recommended for STTB78 toolbox

Wiring Harness PH3121

Originally created for the Phoenix USA Top Mount Storage Tray this high end wiring harness can accommodate up to five separate items, either interior or exterior. Works great with any size tool box tray and has any number of potential uses limited only to your imagination. The diagram shown here shows three interior LED lights (DLFC122L), and two 2" LED marker lights, but there is no shortage of possible configurations.



Sample Configuration

Rotation Kit

Save time and money by stocking your tow necessities in one comprehensive kit.



- Rotation Kit includes:
- SAE Lug Wrench
 - Shovel
 - Metric Lug Wrench
 - Pry Bar
 - Triangle Kit
 - Jack
 - Trash Can (x2)
 - Shop Broom
 - Scratch Block
 - Both Cutters
 - Scotch Block
 - Air Tank
 - Mail Axe
 - First Aid Kit
 - Pry Bar
 - Triangle Kit
 - Jack
 - Trash Can (x2)
 - Shop Broom
 - Scratch Block

Adjustable Toolbox Shelf

Adjustable shelf can be installed into virtually any 18" x 18" toolbox in a matter of minutes. Made from galvanized steel.

- SUSD24SK 24" shelf kit
- SUSD36SK 36" shelf kit
- SUSD48SK 48" shelf kit
- SUSD60SK 60" shelf kit



T-Handle Latch

PH3199* T-handle latch with key
All stainless steel blind mount construction with dust cover for lock. Replacement cylinders and keys available.
**final characters in part number denotes key*



Replacement Cable Assembly

- PH1952** Cable
- PH1940** Bracket
- 37018** Nylok Nut
- 74417** Bolt
- 45241** Lap Link

T-Handle Latches

Part Number	Description
PH3199**	T-Handle Latch w/ PK1 Lock and Cylinder

Replacement Stainless Steel Tool Box Door Assembly

Part Number	Description
PSTSD24DC	Tool Box 24" SS Tool Box Complete Door Assembly (STSD24)
PSTSD30DC	Tool Box 30" SS Tool Box Complete Door Assembly (STSD30)
PSTSD36DC	Tool Box 36" SS Tool Box Complete Door Assembly (STSD36)
PSTSD48DC	Tool Box 48" SS Tool Box Complete Door Assembly (STSD48)
PSTSD60DC	Tool Box 60" SS Tool Box Complete Door Assembly (STSD60)
PSTTB78DC	Tool Box 78" SS Tow Box Complete Door Assembly (STTB78)



Phoenix USA Traffic Baton / Safety Kit **SB51**

This multipurpose safety kit includes four batons, four bases and an easy carry case. The batons can be used to direct traffic, as a flashlight, or as a flashing marker cone when placed in the sturdy base. Features long lasting LED bulbs, constant on, flash and flashlight options powered by two D batteries per baton (not included).



Classic style T-Handle Latch

PH1283 T-handle latch with key for replacement on previous revision of toolbox doors.



Stainless Steel Grab Rails

Choose from 7/8" or 1-1/4" tubing. Kits include end and center stanchions.
** Add a "K" to the end of the part # to include mounting screws and Gaskets.*

- Tubing - 7/8"**
- SS112** 7/8" x 12"
 - SS124** 7/8" x 24"
 - SS136** 7/8" x 36"
 - SS148** 7/8" x 48"
 - SS160** 7/8" x 60"
 - SS172** 7/8" x 72"
 - SS196** 7/8" x 96"
- 7/8" Grab Rail Kits**
- GRSS12** 7/8" x 12" kit
 - GRSS36** 7/8" x 36" kit
 - GRSS50** 7/8" x 50" kit
 - GRSS60** 7/8" x 60" kit
 - GRSS72** 7/8" x 72" kit
 - GRSS96** 7/8" x 96" kit

- Tubing - 1-1/4"**
- SS1B12** 1-1/4" x 12"
 - SS1B24** 1-1/4" x 24"
 - SS1B36** 1-1/4" x 36"
 - SS1B48** 1-1/4" x 48"
 - SS1B60** 1-1/4" x 60"
 - SS1B72** 1-1/4" x 72"
 - SS1B96** 1-1/4" x 96"
- 1-1/4" Grab Rail Kits**
- GRSSB12** 1-1/4" x 12" kit
 - GRSSB24** 1-1/4" x 24" kit
 - GRSSB36** 1-1/4" x 36" kit
 - GRSSB48** 1-1/4" x 48" kit
 - GRSSB60** 1-1/4" x 60" kit
 - GRSSB72** 1-1/4" x 72" kit
 - GRSSB96** 1-1/4" x 96" kit

Stanchions

- 1288B1** 7/8" end stanchion
- 1290B1** 7/8" center stanchion
- 4300E** 1-1/4" end stanchion
- 4000C** 1-1/4" center stanchion

Mounting Screws

- SS1032** 7/8" stanchion
- SS114** 1-1/4" stanchion

Stanchion Gasket

- 4000G** 1-1/4" stanchion



heavy duty mounting clip equally distributes clamping force



Quarter Fenders

QF21 21" wide quarter fender
fits trucks with 19.5" x 6.75" & 7.5" wide wheels

QF21NF low clearance model 21" wide quarter fender
fits trucks with 19.5" x 6.75" & 7.5" wide wheels

QF22 21" wide quarter fender
fits trucks with 16"-19.5" x 6" wide wheels

QF24 24" wide quarter fender
fits trucks with 22.5" wheels

Half Fenders

HF23 21" wide half fenders
fits trucks with 19.5" x 6.75" & 7.5" wide wheels





Retractable Hose Reels

HR3825

This industrial hose reel features a 25' long, 3/8" diameter hose with a spring-driven drum allowing for automatic rewind. A locking ratchet also allows users to maintain any desired length during use. Fits inside any 180 x 18H or larger toolbox.



For more products for use in your shop garage or trailer, check out our line of products specifically designed with the user in mind. Tow-Rax storage solutions include cabinets, trays, racks and shelves to fit almost any description. For more information, please call and request a catalog or visit Tow-Rax online at www.towrax.com.



12V Air Compressor

AC3P

Portable air compressor features a 3 gallon tank, 3/4hp motor and vibration dampening feet. Fits any 180 x 18H or larger toolbox.



Tow Lights

Magnetic mount tow lights feature Lexan lens, rubber housing and 25 feet of rubber-coated cable.

MA400

MA401

MA01LED

Magnetic mount tow lights with plastic case
Magnetic mount tow lights w/o plastic case
LED Magnetic mount tow lights w/o plastic case



Cordless Impact Wrench

Two batteries • Charger Stand • Carrying case • In retail packaging

Weighing only 5.9 lbs., the Cordless Impact Wrench provides power in a lightweight design. Wrench features a variable speed switch to provide the option of increasing and decreasing speed based on trigger pressure. Above the trigger switch is a selector that allows the wrench to work in a forward or reverse direction. And for those hard-to-see areas, a Bright LED light illuminates when the switch is depressed.

Part # SPIW

Voltage: 18 VDC
No load speed: 2,100 rpm
Impact frequency: 3,000 blows per minute
Impact torque: 206 ft. lb.
Input: 120V/60Hz
Battery cell type: Ni-Cd
Charging time: 90 min
Weight: 5.9 lbs.



Fiberglass Rear Body Flares for Light and Medium Wrecker Bodies

- RBF-C** Century (3" wide)
- RBF-D** Century (4" wide)
- RBF-E95** Challenger 4800 series (2.5" wide)
- RBF-M97** Chevron 97-c (2.5" wide)
- RBF-M97M** Chevron 97-c (3.5" wide)
- RBF-MW97** Chevron 97-c (4" wide)
- RBF-D** Dynamic (2" wide)
- RBF-H** Holmes & 4700 series Challenger (2.75" wide)
- RBF-HW** Holmes & 4700 series Challenger (4" wide)
- RBF-J93** Jerr-Dan (steel body) (2" wide)
- RBF-JW93** Jerr-Dan (steel body) wide 93-c (4" wide)
- RBF-V98** Vulcan (2.5" wide)



Universal Rubber Flexy Flares with Memory Wire
This universal design by Phoenix USA fits almost all wrecker bodies. Choose from 4-inch or 2-inch widths in kits or by the foot. Quick and easy installation.

- 52-170** 1 pair blind mount flexy flare 58" with wire & bolts 3" wide
- 52-172PF** 4-1/2" wide heavy duty flexy flare (per foot)
- 52-172** 4-1/2" wide heavy duty flexy flare (50 foot roll)
- 52-188** 1 pair flexy flare 61" each with wire & bolts 2" wide
- 52-190** 2" wide (50 foot roll)
- 52-191** 2" wide (per foot)



Replacement Hoses

These high quality hoses fit most major constant air pressure systems and feature:

- 2500 PSI burst strength
- 8 strand braided steel
- Reduced chance of trapped debris
- Greater flexibility
- Double crimped
- Brass knifing and valves

- VE1301SS** 13" replacement hose
- VE1601SS** 16" replacement hose



Folding Hand Holds

Polished cast stainless steel hand holds.

PH1258 Light duty stainless steel hand hold

PH3478 Medium duty stainless steel hand hold



HEAVY DUTY Folding Step

Made of bright, heavy Zmac, this heavy duty step holds up to 2000 lbs and is almost 7 inches across.

PH3418 Heavy duty folding step



Three Point Step

PH2994

Heavy duty three point step mounts virtually anywhere. Perfect for corners, rotates out of the way when necessary. Holds position at 180, 90 and 0 degrees.





Tire Storage Rack

SPTSRS

Phoenix USA, Inc., Cookeville, TN, presents the all new adjustable Tire Storage Rack, a space saving storage solution for your garage, shop or trailer.

The telescoping rod expands along the mounting track to allow wider tires or contracts to accommodate less aggressive widths.

Dimensions:
28" H x 30" D x 60" maximum length
Weight Capacity: 350 lbs.



Junction Boxes

Phoenix USA stocks a wide variety of custom junction boxes and wiring harnesses for tow trucks, commercial vehicles and industrial uses. Call today for custom engineered configurations just for you. Phoenix USA has what you need or will design to fit your specifications.

Phoenix USA keeps standard seven, ten and now twelve pole junction boxes in stock, but can accommodate any configuration need. We also offer a fused junction box to protect from malfunctioning or overloaded circuits.*

- PH1053
- PH3276
- PH3110
- PH3277
- PH3320

- 7 pole junction box
- 7 pole fused junction box
- 10 pole junction box
- 10 pole fused junction box
- 12 pole junction box



JumpMax

Booster Cable Assembly

Constructed from 4 gauge copper wire and features removal handle as standard equipment. All necessary hardware and dust cap are included with kit.

*Replacement parts available.

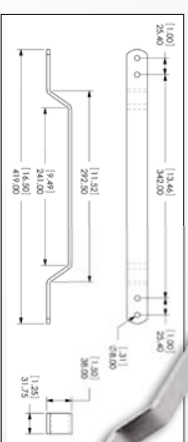
- | | |
|---------|-----------------------------------|
| JM254 | 25 Kit complete with 4' harness |
| JM25-10 | 25' Kit complete with 10' harness |
| JM304 | 30' Kit complete with 4' harness |



Accessory Handles

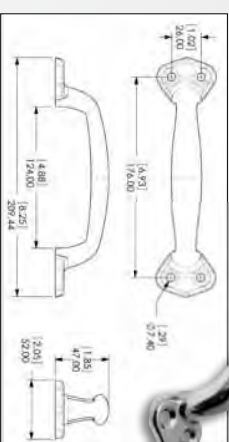
PH4003

Bright Dipped Aluminum Handle



PH3906

Chrome Plated Steel



27 LED Worklight

27 LED worklight, featuring an additional flashlight feature, plus a hanger option as well as a magnet for convenient light placement. Comes in retail packaging with 3 AAA batteries included. Optional holster included or sold separately. Standard white light model or sportsman model with GREEN front LEDs

- PH3742 Worklight
- PH3742H Worklight with holster
- PH3814 Sportsman light
- PH3814H Sportsman light with holster
- PH3852 Holster



- FLASHLIGHT
- MAGNET
- HANGER


ACCESSORIES





Phoenix USA T-series Light Bar

The T-series is a 59" long, low profile LED lightbar with S/T/T & work lights. Can be upgraded to a total of 20 LED light heads.



- STANDARD T-series Features:**
- 10 LED standard
 - 11 flash patterns and 5 head groupings making a total of 55 flash sequences
 - Stop/fail/turn
 - Work Lights w/ Flash function
 - Flash dimmer for safer operation in low visibility driving conditions
 - Plug and play upgradeable
 - Extruded aluminum top and bottom plates
 - 5 year mfg warranty
 - Built in 11 function arrow stick
 - Clear lenses
 - Pylon mounting brackets included (1.75" tall)

LEDs per head:
Corner: 12
Middle: 6

Options/Upgrades available:
 LED worklights, LED alleylights,



Part #	LED Heads	Alley Lights	Arrow Stick	Weight	Outer Dimensions
TS910A	10	N	N	41 lb	58.75" L x 12" W x 2.5" T
TS910AA	10	Y	N	41 lb	58.75" L x 12" W x 2.5" T
TS912A	12	N	Y	41 lb	58.75" L x 12" W x 2.5" T
TS912AA	12	Y	Y	41 lb	58.75" L x 12" W x 2.5" T
TS914A	14	N	Y	41.5 lb	58.75" L x 12" W x 2.5" T
TS914AA	14	Y	Y	41.5 lb	58.75" L x 12" W x 2.5" T
TS916A	16	N	Y	41.5 lb	58.75" L x 12" W x 2.5" T
TS916AA	16	Y	Y	41.5 lb	58.75" L x 12" W x 2.5" T
TS918A	18	N	Y	42 lb	58.75" L x 12" W x 2.5" T
TS918AA	18	Y	Y	42 lb	58.75" L x 12" W x 2.5" T
TS920A	20	N	Y	42 lb	58.75" L x 12" W x 2.5" T
TS920AA	20	Y	Y	42 lb	58.75" L x 12" W x 2.5" T

Phoenix USA S-series Light Bar

The S-series is a 59" long, low profile LED lightbar with S/T/T & work lights. Can be upgraded to a total of 20 LED light heads.



- STANDARD S-series Features:**
- 12 LED standard
 - 11 flash patterns and 5 head groupings making a total of 55 flash sequences
 - Stop/fail/turn
 - Work Lights w/ Flash function
 - Flash dimmer for safer operation in low visibility driving conditions
 - Plug and play upgradeable
 - Extruded aluminum top and bottom plates
 - 5 year mfg warranty
 - Built in 11 function arrow stick
 - Clear lenses
 - Pylon mounting brackets included (1.75" tall)

LEDs per head:
Corner: 6
Middle: 3

Options/Upgrades available:
 Red, LED worklights, LED alleylights,



Part #	LED Heads	Alley Lights	Arrow Stick	Weight	Outer Dimensions
PS5912A	12	N	Y	41 lb	58.75" L x 12" W x 2.5" T
PS5912AA	12	Y	Y	41 lb	58.75" L x 12" W x 2.5" T
PS5914A	14	N	Y	41.5 lb	58.75" L x 12" W x 2.5" T
PS5914AA	14	Y	Y	41.5 lb	58.75" L x 12" W x 2.5" T
PS5916A	16	N	Y	41.5 lb	58.75" L x 12" W x 2.5" T
PS5916AA	16	Y	Y	41.5 lb	58.75" L x 12" W x 2.5" T
PS5918A	18	N	Y	42 lb	58.75" L x 12" W x 2.5" T
PS5918AA	18	Y	Y	42 lb	58.75" L x 12" W x 2.5" T
PS5920A	20	N	Y	42 lb	58.75" L x 12" W x 2.5" T
PS5920AA	20	Y	Y	42 lb	58.75" L x 12" W x 2.5" T





Phoenix USA L-series Light Bar

The L-series is a 60" long, low profile LED lightbar with S/T/T & work lights. Can be upgraded to a total of 16 LED light heads.



Options/Upgrades available:
Red, LED worklights, LED alleylights.

LEDs per head:
Corner: 6
Middle: 3

(rear view)

STANDARD T-series Features:

- 4 corner LED standard
- Upgradable to 14 LED
- 11 flash patterns and 5 head groupings making a total of 55 flash sequences
- Stop/Tail/Turn
- Work Lights
- Flash dimmer for safer operation in low visibility driving conditions
- 5 year mtg warranty
- Pylon mounting brackets included (1.75" tall)

Part #	LED Heads	Alley Lights	Arrow Stick	Weight	Outer Dimensions
PL6004A	4	N	N	37 lb	60.5" L x 13" W x 2.5" T
PL6004AA	4	Y	N	37 lb	60.5" L x 13" W x 2.5" T
PL6008A	8	N	N	37 lb	60.5" L x 13" W x 2.5" T
PL6008AA	8	Y	N	37 lb	60.5" L x 13" W x 2.5" T
PL6010A	10	N	N	37.5 lb	60.5" L x 13" W x 2.5" T
PL6010AA	10	Y	N	37.5 lb	60.5" L x 13" W x 2.5" T
PL6012A	12	N	N	37.5 lb	60.5" L x 13" W x 2.5" T
PL6012AA	12	Y	N	37.5 lb	60.5" L x 13" W x 2.5" T
PL6014A	14	N	N	38 lb	60.5" L x 13" W x 2.5" T
PL6014AA	14	Y	N	38 lb	60.5" L x 13" W x 2.5" T
PL6016A	16	N	N	38 lb	60.5" L x 13" W x 2.5" T
PL6016AA	16	Y	N	38 lb	60.5" L x 13" W x 2.5" T

M Series Mini Lightbar

- 18 inch,
- 10 LED heads, 3 LEDs per head
- Amber



bolt mount



magnetic mount

Part #	Length	LED	Mounting
PM1810ABW	18"	10 w/ 3LEDs per head	Bolt/Wired
PM1810AMS	18"	10 w/ 3LEDs per head	Magnet/Switch

Phoenix USA 9 Position Switch Panel



- PSP9**
- 5 lighted on/off rocker switches
 - 2 lighted on/off/on rocker switches
 - 2 on/off momentary switches
 - Function labels included: PTO, WARNING MODE, DIMMER, FLASH PATTERN, LEFT ARROW, RIGHT ARROW, LIGHT HEAD GROUP, WORK LIGHT / FLASH, FRONT/REAR

* Will work all functions on the Phoenix USA, Inc. brand T and S Series lightbars plus a PTO switch. Will also work for the L series with switches left over.



Justice Series LED Light Bar

JF0BAAAA
(10 LED standard)

Whelen 62" long LED with S/T/T & work lights
Can be upgraded to a total of 16 LED modules



* Other Whelen brand lighting available. Call a customer service representative at 931.526.6128.





836220 4300 International
842310 4700 International
836510 '03-C GM C4500/C5500
846212 '03-C GM C6500 - C9500
731120 '08-C Ford F450-F550
731512 '05-'07 Ford F250-F350
728610 '99-'04 Ford F250-F350

TST Inc.

Universal Switch Panels
0807237 4 toggle panel
AL04 4 switch panel
AL05 5 switch panel
AL06 6 switch panel
TTCS2-06 4 switch touch panel

FORD Switch Panels
ALNF4-3 4 switch in dash '99-C
ALNF3-3 5 switch in dash '99-C

846310 '04-C Ford F650-F750
842211 '98-'03 Ford F600
842222 '03-C Freightliner M2
848211 '90-'02 Freightliner FL Series
728120 Kenworth, Peterbilt, White, Western Star
728120 '08-C Dodge 4500/5500

Chevy / GMC Switch Panels
ALNF4-3 4 switch in dash '03-C 4500/5500
ALNF3-3 5 switch in dash '03-C 4500/5500

International Switch Panels
ALN05 4700 Int'l 5 switch overhead



Maxxima
 All Truck Lights & Accessories

PM PETERSON MANUFACTURING CO.

TrueKLite



Phoenix USA, Inc. is a distributor of lighting products accessories line by:

ALCOA Aluminum Wheels

CHEVY / GMC
AL195630 '90-C C4500-C6500 Topkick/Kodiak 19.5" x 6.75 8-lug w/ stainless under-lug accessories
AL195630SS '90-C C4500-C6500 Topkick/Kodiak 19.5" x 6.75 8-lug w/ stainless QuickTrim® accessories
AL1956920 '90-C C4500-C6500 Topkick/Kodiak 19.5" x 6.75 8-lug w/ chrome plastic accessories

FORD
AFD16AL '85-C E350 & F450 van dual wheel 16" 8-lug w/ ALCOA accessories
AFD9510ARS '05-C F350 dual wheel 16" 8-lug w/ ALCOA Accessories
AL1956833 '04-C F450-F550 19.5" 10-lug w/ ABS chrome plastic accessories
AL1956833SS '04-C F650 19.5" 8-lug w/ stainless under-lug accessories
AL1956822 '04-C F650 19.5" 8-lug w/ ABS chrome plastic accessories
AL1956830 '90-'03 F650 19.5" 8-lug w/ stainless under-lug accessories
AL195630SS '90-'03 F650 19.5" 8-lug w/ stainless QuickTrim® accessories
AL1956920 '90-'03 F650 19.5" 8-lug w/ ABS chrome plastic accessories
AL19510-33SS0 '90-C F600 & F650 19.5" 10-lug w/ stainless QuickTrim® accessories
AL19510-33SS0 '90-C F600 & F650 19.5" 10-lug w/ ABS chrome plastic accessories

FREIGHTLINER, INTERNATIONAL, HINO
AL1956833 19.5" 8-lug w/ stainless under-lug accessories
AL1956833SS 19.5" 8-lug w/ stainless QuickTrim® accessories
AL1956822 8-lug w/ ABS chrome plastic accessories
AL19510-33SS 19.5" 10-lug w/ stainless QuickTrim® accessories
AL19510-33SS0 19.5" 10-lug w/ ABS chrome plastic accessories
A0008ABS 19.5" 10-lug w/ ABS chrome plastic accessories

ALCOA Mounting Hardware

60° Cone Seat Lugnuts for ALCOA 16" Stud Located Single Wheels
 Each lugnut has specific inner threads for each application with universal outside threads to accept the ALCOA chrome plated nut cover
5916 9/16" lug nut with external threads used w/ 167041 wheel
5120 1/2" lug nut with external threads used w/ 167041 wheel

Two-Piece Flange Nuts for Alcoa Single & Dual Hub-Piloted Wheels
133687 9/16" x 18 RH threads. Mounts single and dual hub-piloted wheels.
133698 M14 x 1.5 RH threads. Mounts single and dual hub-piloted wheels.
32913 M14 x 2.0 RH threads. Mounts dual hub-piloted '99-'02 F350 wheels.
32981 M22 x 1.5 RH threads. Mounts single and dual hub-piloted wheels.
32946 5/8" x 18 RH threads. Used w/ 661401 trailer wheels.
PR3324 9/16" I.D. Lugnut used w/ '08-C Dodge 4500/5500

ALCOA Hubcovers

2157 Push-thru cover used w/ 167041 wheel, 5.88"
3167 Push-thru cover used w/ 167041 wheel, 4.70"
3611 Front dually cover w/ Medalion (8" on 6.5")
3612 Rear dually cover w/ Medalion (8" on 6.5")



ALCOA Chrome Plated ABS Lugnut Covers

78	H=2.125"	size: 7/8"
79	H=1.515"	size: 7/8"
190	H=1.500"	size: 1-1/16"

ALCOA

DISTRIBUTOR PARTS





Phoenix USA, Inc. also offers an additional product line...
The Tow-Rax® line of storage solutions for your garage, shop & trailer needs.



LIGHT BUCKET

Part # SPRLB (Light Bucket)


Part # SPRLBL (Light Bucket with Light Kit)

Dimensions:

Outside: 11.5"H x 12.5"W x 5.5"D

Inside: 9.5"H x 10.5"W x 5"D

This recessed light bucket is designed to conveniently offer an exterior lighting solution, while maintaining overall trailer width. Can be used with or without interior trim ring for that finished look. A powerful 500 Watt interior/exterior light is available.



FLASHLIGHT HOLDER

Part # SP135FLHOA

Dimensions:

5.5"H x 3"W x 3"D

These flashlight holders are designed to be lightweight and convenient, allowing you to install anywhere. Another perfect addition to the home, garage and trailer. Never wonder where that flashlight disappeared to again.

**Flashlight not included*



Brackets and hangers are designed to keep important items at your finger tips. Tape, small cords, goggles, helmets, hoses, etc., easily hang on these brackets offering organization and convenience.

BRACKETS

Part # SP35SBA

Dimensions:

4"H x 4"W x 2.5"D

Part # SPHHHA

Dimensions:

4"H x 4"W x 5"D

Brackets and hangers are designed to keep important items at your finger tips. Tape, small cords, goggles, helmets, hoses, etc., easily hang on these brackets offering organization and convenience.



JUNIOR STORAGE CABINET

Part # SPJCA (button mount)

Dimensions: 22"H x 13"W x 6"D

The Junior Storage Cabinet with Folding Work Tray provides 2 levels of storage for quart oil and aerosol cans, a paper towel holder and a fold down work tray. Convenient key hole button mounting kit included for easy removal, or for multiple location use. Two button kits included.



For more products for use in your shop garage or trailer, check out our line of products specifically designed with the user in mind: Tow-Rax storage solutions include cabinets, trays, racks and shelves to fit almost any description. For more information, please call and request a catalog or visit Tow-Rax online at www.towrax.com.



POLICY PREFACE
We have made every effort to supply our customers with literature that is informative, descriptive, and accurate; however, we are not responsible for errors or misinterpretations of the products contained herein. Because of our quest to bring the best and most current products when your business needs them, we also reserve the right to make changes in part numbers, specifications, & prices without notice.

TERMS
C.O.D., Cash, Visa, MasterCard, or Net Terms on Approved Credit. Any net account that is beyond their credit terms will have their orders placed on credit hold and will be charged a 1.5% service charge on past due invoices. N.S.F. returned checks will be charged a \$35.00 handling fee. Any account demonstrating a history of N.S.F. checks or delinquency of payment will be disqualified for sale.

FREIGHT TERMS
All items are offered for sale F.O.B., Cookeville, Tennessee, unless otherwise specified. All orders will be shipped via the most cost efficient method. All freight shipments subject to a fuel surcharge.

DAMAGE CLAIMS
All merchandise should be inspected upon arrival and damage claims filed with the carrier immediately. We are not responsible for, nor are we in a position to make, a claim after the freight carrier accepts the shipment from us. The Bill To must file any claims for damages and/or shortages. Receipting must notate any damages or shortages on the bill of lading at the time of receipt.

RETURNS
All returned items must have prior approval and the Return Material Authorization (RMA) marked on the outside of the carton. RMAs have an expiration date of 60 days; after 60 days the return will become null and void. All returns are subject to a 25% or greater restocking fee. Phoenix USA, Inc. will not authorize any returns that are not properly packaged or in the original packaging. No credit will be issued for product that has been damaged, altered, or mounted. The customer is responsible for all freight charges on the returned merchandise. There will be no return approval on special order items or items not kept in stock.

MINIMUM ORDER
All orders must have a minimum total value of \$50.00 or service charges may apply.

SHIPPING
All orders for products in stock received by 1:00 PM Central Standard Time Monday through Friday will be shipped the same day.

WARRANTY
All Phoenix USA, Inc. products are warranted for suitability and workmanship, but should be inspected on arrival to ensure accuracy. We do not warranty any products that have been incorrectly installed, repaired, altered, or otherwise misused. Customer is responsible for all freight charges on warranty returns.

SIMULATOR LIMITED WARRANTY
Phoenix USA, Inc. warrants the stainless steel wheel simulators it markets to be free from manufacturing defects for a period of 3 years from initial sale to the initial purchaser. Any potential claim should be initiated by contacting the warranty department at Phoenix USA to request a Returned Material Authorization number so that the defective item only can be returned to Phoenix USA for inspection and evaluation. If it is determined that the part in question was, in fact, defective, the part will be replaced at no charge. NOTE: Phoenix USA Stainless Steel Wheel Simulator Products are protected under one or more of the following U.S. Patents: #4,932,724; #5,096,263; #5,193,884; #5,205,614; #5,205,616; #5,277,478; #5,286,093; #5,645,324; #5,669,672; #5,676,430; #5,699,257; #5,722,735; #6,511,132; #5,890,773; #6,152,537. Other Patents Pending.

ORDER CONFIRMATION
To ensure accuracy, please use our FAX for original and/or confirmation orders instead of phone.

ORDER ACCEPTANCE POLICY
We will accept orders from qualified manufacturers or resellers. We reserve the right to refuse to sell to individuals or firms which we believe to be unqualified. Possession of any Phoenix USA, Inc. published literature is not necessarily an offer to sell.

To request product information or to order 24 hours a day, 7 days a week, please use our email address: cs@phoenixusa.com, our FAX # 931.526.1795 or visit us online at www.phoenixusa.com.



HOENIX
Distributing, Inc.

1987
PARTS CATALOG

PHOENIX
Distributing, Inc.

NEW
1989
PARTS CATALOG

Phoenix
USA Inc.

1990 PARTS CATALOG

Phoenix USA Inc.

1992 PARTS CATALOG

Phoenix USA, Inc.
Stainless Steel
Wheel Simulators

The Best Thing On Wheels!

HOENIX™ USA, INC.
NEW FULL LINE
PRODUCT CATALOG

Phoenix™ USA, Inc.

1996-1997
Truck
Accessories
Catalog

Phoenix USA, Inc.
Stainless Steel Wheel Simulators

The Best Thing On Wheels!

Phoenix USA, Inc.

1999-2000
Truck
Accessories
Catalog

2002
Truck
Accessories
Catalog

2002-2003
Wheel Accessory
CATALOG

PHOENIX USA
TRUCK ACCESSORIES CATALOG

2003
Truck
Accessories
Catalog

**WHEEL
ACCESSORIES
CATALOG**
04

2004
**WHEEL
ACCESSORY**

PHOENIX USA
TRUCK
ACCESSORY CATALOG

2006

TOW RAX

Strong • Durable • Functional

PHOENIX

2007
PRODUCT CATALOG

TOW RAX

Strong • Durable • Functional

TOW RAX TRUCK/RV PRODUCTS

INTRODUCING
Dodge Dually
UniLiner™

TOW RAX

TOW RAX

Phoenix USA, Inc.

TOW RAX

Phoenix USA, Inc.

DELIVERY & MAILING ADDRESSES

Delivery Address: 51 Borden Street • Cookeville, TN 38501-3239
Mailing Address: P.O. Drawer 40 • Cookeville, TN 38503-0040

An ISO 9001:2004

51 Borden Street • Cookeville, TN 38501 • phone: 931.526.6128 • fax: 931.526.1795 • email: cs@phoenixusa.com

PhoenixUSA.com

© 2011 Phoenix USA, Inc. All Rights Reserved - LFLC11_Rev1