

# PRO-LOK

## A007

*Astro Tool*

*Why Use Anything Else?*






Originally designed to open the Chevy Astro and GMC Safari mini-vans, the A007 opens these and more. The A007 has a hook tip and a "L" handle.

To open the Chevy Astro and GMC Safari, gently wedge the weatherstrip away from the window glass 8" from the rear edge of the passenger door frame. Insert an inspection light and identify the horizontal rods as they travel through an opening in the metal inner-panel (see photo 2.) Insert the A007 2" from the rear edge of the window glass, tip facing rearward (see photo 1.) Lower the tool 6"-7" down into the door cavity and rotate it 45° clockwise. Lift the tip of the tool up under the upper horizontal rod.

Twist the tool to bind the rod and travel it forward to unlock the door (see photo 2.)

Used to open a variety of vehicles equipped with horizontal lock-unlock rods, the A007 is a truly versatile tool. Insert a wedge in-between the weather-strip and window glass. Insert an inspection light and identify the horizontal lock-unlock rod. Insert the A007 and lower it down into the door cavity. Position the hooked tip of the A007 beneath the rod and lift the tool to trap the rod in the tip of the tool. Twist the tool to bind the rod and travel it in the direction required to unlock the door (see photo 3.)

The hooked end of the A007 is also used to lift up under bell cranks attached to the bottom of vertical rods. Also useful as a vertical linkage opening tool, the A007 hooks and lifts vertical linkage rods.



**GENERAL APPLICATIONS :** *This tool works on vehicles equipped with vertical & horizontal linkage systems found on some: ACURA, BUICK, CADILLAC, CHEVROLET, CHRYSLER, DODGE, FORD, GEO, GMC, HYUNDAI, INFINITI, JEEP, LINCOLN, MAZDA, MERCURY, MITSUBISHI, OLDSMOBILE, PLYMOUTH, PONTIAC, SUBARU, SUZUKI, TOYOTA, VOLKSWAGEN and various other models.*