

# PRO-LOK

## A039

Double Slide Tool

*Why Use Anything Else?*



The A039 Double Slide Tool is an extremely effective double-ended tool with a short 'over the rod' tip on one end and a long 'under the rod' tip on the other end.

To use the long end of the A039, gently wedge the weatherstrip away from the window glass.

Insert an inspection light and identify the horizontal lock-unlock linkage rod.




Insert the tool and lower it down into the door cavity.

Rotate the tip of the tool beneath the rod and lift the tool up, trapping the rod in the tip of the tool.

Twist the tool to bind the rod and travel it in the direction required to unlock the door (see photo 1.)

The long end of the A039 may also be used on angled, vertical linkages, such as those found in the Chrysler, Dodge and Plymouth minivans and the Ford Windstar. The tip of the A039 grips the angled, vertical rod and is lifted to unlock the vehicle (see photo 2.)

The short end of the A039 is designed to drop down on the horizontal lock-unlock rod. Follow same instructions as above. Use the short end of the A039 on such vehicles as the Mazda Millenia and Protege (see photo 3.)



**GENERAL APPLICATIONS :** *This tool works on vehicles equipped with horizontal or vertical rods found on some: BMW, BUICK, CADILLAC, CHEVROLET, CHRYSLER, DODGE, FORD, GMC, HONDA, INFINITI, ISUZU, JEEP, KIA, LINCOLN, MAZDA, MERCURY, MITSUBISHI, NISSAN, OLDSMOBILE, PLYMOUTH, PONTIAC, PORSCHE, RANGE ROVER, SUBARU, SATURN, SUZUKI, TOYOTA, VOLKSWAGEN and various other models.*